

2017

Ohio Association of Foodbanks | Ohio's largest charitable response to hunger
101 E. Town St. Suite 540 | Columbus, OH 43215
1-800-648-1176 | ohiofoodbanks.org



**LESS
HUNGER.
BETTER
HEALTH.**

Outcomes that
matter to everyone.


OHIO
ASSOCIATION OF
FOODBANKS



THE WORK AT HAND

The famous inventor Alexander Graham Bell once said: *Concentrate all your thoughts upon the work at hand. The sun's rays do not burn until brought to a focus.*

Much of our work and the ways in which we approach it are driven by concentrating on two things: addressing the immediate needs of people struggling with hunger, while also addressing the root causes of hunger. We strive to concentrate on the work at hand that involves getting nutritious, wholesome food to households that can't afford it or access it on their own. But our focus also lies in strategies, programs, and policies that make hunger and its causes less prevalent. We believe that concentrating on the work at hand when it comes to fighting hunger means fighting poverty and inequality at the same time.

Thank you for joining us in this work, and helping us to bring the vision of a hunger-free future into focus.

Lisa Hamler-Fugitt
Executive Director, Ohio Association of Foodbanks

OUR BOARD OF DIRECTORS

Kurt Reiber, Chair
Freestore Foodbank

Michelle Riley, Vice Chair
The Foodbank, Inc.

Kristin Warzocha, Secretary
Greater Cleveland Food Bank

Juliana Chase-Morefield, Treasurer
Second Harvest Food Bank of North Central Ohio

James Caldwell
Toledo Northwestern Ohio Food Bank

Daniel Flowers
Akron-Canton Regional Foodbank

Matt Habash
Mid-Ohio Foodbank

Linda Hamilton
West Ohio Food Bank

Michael Iberis
Second Harvest Food Bank of the Mahoning Valley

Tyra Jackson
Second Harvest Food Bank of Clark, Champaign, and Logan Counties

Katie Schmitzer
SE Ohio Foodbank & Kitchen

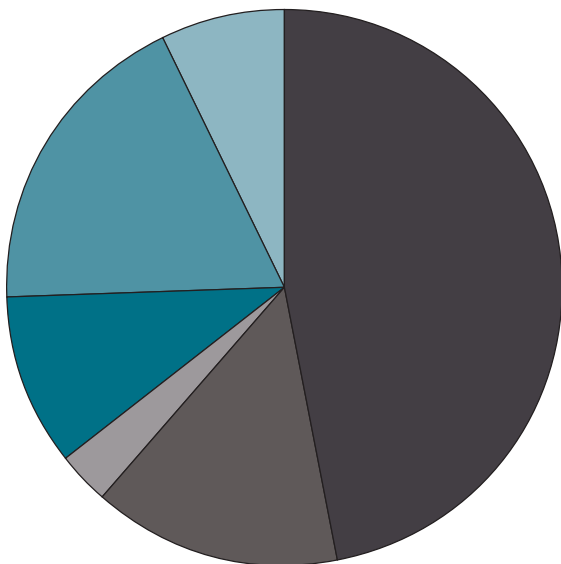
REVENUE SOURCES SFY17

Government Revenue	\$27,743,970
Foundation Revenue	\$178,666
Other Operating Income	\$181,860
Dues from Foodbanks	\$195,004
Donations	\$222,652
Interest Income	\$3,680
Total Income	\$28,525,832

EXPENSES SFY17

Food Programs (OFACP & Governor's Summer Meals Programs)	\$21,145,609
Other Programs	\$6,059,228
Fundraising	\$11,055
Administration	\$1,073,316
Total Expenses	\$28,289,209

SOURCES OF FOOD ACROSS OHIO'S HUNGER RELIEF NETWORK



- Donated (47%) • 101,784,991 pounds • \$193,307,199 value**
Donated foods include products from community food drives as well as product donations from retailers and manufacturers.
- The Emergency Food Assistance Program - TEFAP (14.5%) • 31,345,404 pounds • \$40,027,396 value**
TEFAP is funded by the U.S. Department of Agriculture and directs commodities to foodbanks. Funding is appropriated by Congress.
- Commodity Supplemental Food Program - CSFP (3.2%) • 6,927,915 pounds • \$9,945,216 value**
CSFP is funded by the U.S. Department of Agriculture and provides basic foods to low-income seniors. Funding is appropriated by Congress.
- Purchased (10%) • 21,682,690 pounds • \$15,784,077 value**
Purchased foods include products that foodbanks buy using charitable donations from individuals, foundations, and corporations.
- Ohio Agricultural Clearance Program (18.3%) • 39,647,882 pounds • \$7,556,291 value**
- Ohio Food Program (7%) • 15,324,851 pounds • \$9,060,887 value**

SERVICE STATISTICS SUMMARY BY FOODBANK – SFY17

Akron-Canton Regional Foodbank

462 member agencies serving Carroll, Holmes, Medina, Portage, Stark, Summit, Tuscarawas, and Wayne Counties

29,801,254 pounds of food distributed

472,123 households served

32.0% children, 51.3% adults, 16.7% seniors



The Foodbank, Inc.

110 member agencies serving Greene, Montgomery, and Preble Counties

10,757,183 pounds of food distributed

202,492 households served

33.6% children, 51.6% adults, 15.7% seniors



Freestore Foodbank

212 member agencies serving Adams, Brown, Clermont, Clinton, Hamilton, Highland, Pike, and Scioto Counties

16,738,129 pounds of food distributed

279,655 households served

33.5% children, 50.1% adults, 16.4% seniors



Greater Cleveland Food Bank

1,051 member agencies serving Ashland, Ashtabula, Cuyahoga, Geauga, Lake, and Richland Counties

43,557,685 pounds of food distributed

649,401 households served

29.4% children, 47.3% adults, 23.3% seniors



Mid-Ohio Foodbank

637 member agencies serving Belmont, Coshocton, Delaware, Fairfield, Fayette, Franklin, Guernsey, Harrison, Jefferson, Knox, Licking, Madison, Marion, Monroe, Morrow, Muskingum, Noble, Pickaway, Ross, and Union Counties

64,593,622 pounds of food distributed

778,077 households served

33.3% children, 50.8% adults, 15.9% seniors



Second Harvest Food Bank of Clark, Champaign, and Logan Counties

93 member agencies serving Champaign, Clark, and Logan Counties

4,950,317 pounds of food distributed

77,761 households served

32.6% children, 51.6% adults, 15.8% seniors



Second Harvest Food Bank of the Mahoning Valley

130 member agencies serving Columbiana, Mahoning, and Trumbull Counties

10,560,147 pounds of food distributed

175,844 households served

31.5% children, 47.9% adults, 20.6% seniors



Second Harvest Food Bank of North Central Ohio

147 member agencies serving Crawford, Erie, Huron, and Lorain Counties

8,240,704 pounds of food distributed

182,451 households served

34.4% children, 49.0% adults, 16.6% seniors



SE Ohio Foodbank & Kitchen

68 member agencies serving Athens, Gallia, Hocking, Jackson, Lawrence, Meigs, Morgan, Perry, Vinton, and Washington Counties

6,380,340 pounds of food distributed

118,303 households served

30.0% children, 47.8% adults, 22.2% seniors



Shared Harvest Foodbank

69 member agencies serving Butler, Darke, Miami, Preble, and Warren Counties

7,417,624 pounds of food distributed

132,836 households served

31.3% children, 49.8% adults, 18.9% seniors



Toledo Northwestern Ohio Food Bank

258 member agencies serving Defiance, Fulton, Henry, Lucas, Ottawa, Sandusky, Williams, and Wood Counties

7,098,061 pounds of food distributed

167,080 households served

32.4% children, 49.9% adults, 17.7% seniors



West Ohio Food Bank

124 member agencies serving Allen, Auglaize, Hancock, Hardin, Mercer, Paulding, Putnam, Seneca, Shelby, Van Wert, and Wyandot Counties

6,618,667 pounds of food distributed

136,659 households served

32.0% children, 48.8% adults, 19.2% seniors



STATEWIDE OVERVIEW – SERVICE STATISTICS SFY17

3,361 member agencies serving all 88 counties in Ohio

216,713,733 pounds of food distributed

3,372,682 households served

9,226,325 household members served, including **2,959,358** children (32.1%), **4,594,021** adults (49.8%), and **1,672,946** seniors (18.1%)*

*duplicated service statistics



OHIO FOOD PROGRAM AND AGRICULTURAL CLEARANCE PROGRAM

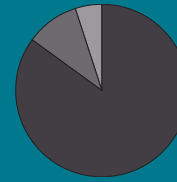
The Ohio Food Program and Agricultural Clearance Program (OFPACP) is administered by the Ohio Association of Foodbanks and is generously funded by the State of Ohio, including support from Governor John R. Kasich and the 131st and 132nd Ohio General Assemblies, with contract management and valuable partnership from the Ohio Department of Job and Family Services.

OFPACP made up more than 25 percent of all of the food distributed by Ohio's 12 Feeding America foodbanks in state fiscal year 2017. Thanks to our partnership with more than 120 farmers, growers, producers, and distributors, OFPACP provides wholesome, nutritious foods - from fresh fruits and vegetables to protein items and shelf-stable products - to individuals and families that can't always afford enough nutritious food on their own.

Total Pounds of Food Purchased through OFPACP: 54,011,190

Meals Provided through OFPACP: 45,009,325
(1.2 pounds = 1 meal)

Average Cost Per Pound: \$0.3077



■ Total Food Cost: \$16,617,500
■ Storage and Distribution Cost: \$1,955,000
■ Administrative Cost: \$977,500
Total Cost: \$19,550,000



OHIO FOOD PROGRAM

A Zerega's Sons, Inc. • Beckman and Gast Co. • Big Daddy Foods • Brinkman's Turkey Farms • Buddy Foods • Burnette Foods, Inc. • Champion Foodservice • CIS • Cooper Farms • Darlington • Feeding America • Food Finders • Gibbs-McCormick, Inc. • Global Trading of MN • Good Source Solutions • Green Field Farms • Happy Chicken Farms/Merry Milk Maid • Hickory Harvest Foods • Highland Wholesale Foods • Hillandale Farms • Hirzel Canning Company • International Paper • IRBN Foods • Jenmax Foods, LLC • MJ Kellner Foodservice • Keystone Brand Meats, Inc. • LA Foods • Lanning's Foods • MAV Sales Company • McLane Global • MOM Brands • Old Fashioned Foods • R.W. Sauder, Inc. • Second Harvest Food Bank of Middle Tennessee • Sherwood Food Distributors • The Food Exchange • Transnational Foods • Weaver Brothers, Inc. • Zwanenberg Food Group

Commodity	Lbs	Cost/Lb	Commodity	Lbs	Cost/Lb
Applesauce	372,938	\$0.4979	Macaroni & Cheese	404,550	\$0.6461
Baking Mix	305,231	\$0.5604	Milk	408,600	\$0.4562
Beans	934,067	\$0.4349	Pasta	622,692	\$0.4938
Beans & Rice	172,704	\$0.6552	Pasta - Canned	844,490	\$0.4972
Beef Ravioli	656,942	\$0.5528	Peaches	198,623	\$0.8502
Beef/Veg Stew	737,550	\$0.7355	Peanut Butter	211,754	\$0.9491
Carrots	233,899	\$0.4758	Peas	362,228	\$0.3344
Cereal	260,251	\$1.1866	Pork & Beans	319,842	\$0.4565
Cheese	69,480	\$2.0634	Protein - Other	458,400	\$2.2551
Chicken	599,524	\$0.4773	Rice	572,016	\$0.3443
Chili	176,078	\$0.6796	Sauerkraut	35,126	\$0.5664
Corn	548,123	\$0.4049	Soup - All Varieties	975,019	\$0.5534
Dinners - Boxed	145,662	\$1.5830	Spaghetti Sauce	294,939	\$0.3923
Eggs	825,737	\$0.3063	Tomatoes	235,875	\$0.4851
Green Beans	420,453	\$0.3716	Turkey Sausage	760,960	\$1.3818
Ham - Canned	167,661	\$1.8906	Vegetables - Mixed	267,963	\$0.4925
Jelly	266,709	\$0.7339	Total	13,866,079	\$0.6593

OHIO AGRICULTURAL CLEARANCE PROGRAM

Arrowhead Orchards • Bainbridge Produce Auction • Beerefield Farms • Beiersdorfer Orchard • Bergefurd's Farm Market • Bird's Haven Farms • Branstrator Farm • Brumbaugh Fruit Farm • Burkholder Vine Crops • Buurma Farms • Castellini Company • Cherry Hill Orchard • Clark Fruit and Vegetable Farm • County Line Produce Auction Lts. • Dillon Fruit Farm • DNO, Inc. • Doug Walcher Farms • Ed Kluba Farms • Ellett's Farm Products, Inc. • Eshleman Fruit Farm • Farmer's Choice • Farmer's Produce Auction • Folck Family Farm • Food Bank of the Rio Grande Valley • FROC PB • Fruit Growers Marketing Association • Fuhrmann's Orchards • Garver Farm Incorporated • Geauga Family Farms • Gospel Suite Farms, Inc. • Grams Family Farm Market • Great Lakes Packers • Green Field Farms • Hall Growers, Inc. • Heartland Orchard • Holthouse Farms • Hurley Farms • John F. Stambaugh & Co. • Ladd Farms • Laurelville Fruit Co. • Legend Hills Orchard • Less & Less Farm • Lucas Brothers Farms • Malone Orchards • Maple Drive Farms • McMaster Farms • Michael Farms, Inc. • Model Acres • Onion Boy, Inc. • Osswald Family Farm • OSU Waterman Farm • Owl Creek Produce Auction • Produce Packaging, Inc. • Rainbow Farms • Rainsboro Produce • Randy's Raisings • Rea Farm Market • Rex Gees Orchard • Rhoads Farm • R.S. Hanline Company • SM Jones & Co. • Saum Family Farms • Schmidt Family Farms • Scioto Valley Produce Auction • Shenks Produce • Shriner Family Farms, LLC • Szalay's Farm • Taylor Orchards • Tüken's Orchard & Farm Market • Walnut Drive Gardens • Way Farms, LLC • Wayne E. Bailey Produce Company • Wenger's Produce • Wesler Orchards • White House Fruit Farm, Inc. • Wiers Farm, Inc. • Wishwell Farms

Commodity	Lbs	Cost/Lb	Commodity	Lbs	Cost/Lb
Apples	3,572,311	\$0.2465	Leeks	1,568	\$0.5165
Beans	408,246	\$0.2387	Lettuce	256,486	\$0.2812
Beets	201,749	\$0.3223	Melons	2,875,222	\$0.1600
Berries	1,600	\$1.7500	Onions	4,464,099	\$0.1534
Broccoli	94,767	\$0.3528	Peppers	1,245,855	\$0.3062
Cabbage	3,297,171	\$0.1560	Potatoes	12,095,003	\$0.1203
Carrots	1,175,991	\$0.1736	Radish	91,823	\$0.5756
Cauliflower	359,026	\$0.2777	Squash	1,384,335	\$0.3406
Celery	263,712	\$0.1534	Sweet Potatoes	2,914,654	\$0.1948
Corn	1,561,812	\$0.2086	Tomatoes	931,867	\$0.3176
Cucumbers	824,091	\$0.1830	Tree Fruit	1,265,985	\$0.2573
Eggplant	62,231	\$0.2740	Turnips	120,558	\$0.3292
Green Beans	2,280	\$0.2375	Total	40,145,111	\$0.1862
Greens	672,669	\$0.3511			



SINCE 2012

we have partnered with Governor John R. Kasich and the Governor's Office of Faith-Based and Community Initiatives to operate innovative, state-funded summer meals programs for at-risk children in underserved communities.

WEEKEND MEALS PROGRAM

Since 2012, we have partnered to operate this program, which provides kid-friendly, shelf-stable meals for children attending Summer Food Service Program (SFSP) sites to take home to eat over the weekend.

A typical bag of weekend meals includes: two breakfasts, usually with cereal, milk, and juice; two lunches, with popular items like chicken salad, dried fruit, applesauce, turkey slices, and snack crackers; and two dinners, with ravioli, corn, macaroni and cheese, sunflower seeds, and more kid-friendly menu items.

In summer 2017, we partnered with 26 SFSP sponsors to distribute take-home weekend meals to about 10,000 children each week, for a total of about 594,000 meals.



RURAL DELIVERY MEALS PROGRAM

In 2013, along with the Governor's Office of Faith-Based and Community Initiatives and the Ohio Department of Job and Family Services, we added this program to our approach to fighting summer hunger. It provides a week's worth of kid-friendly meals for children who don't have access to traditional SFSP sites.

A typical box of take-home meals provides lunches for each day of the week, plus two breakfasts, lunches, and dinners for over the weekend, with a variety of kid-friendly, shelf-stable menu items.

In summer 2017, we partnered with 7 nonprofit organizations, faith-based agencies, and school districts to deliver or distribute weekly boxes of take-home meals to about 2,800 children each week, for a total of about 280,385 meals.



MOBILE FARMERS MARKET PROGRAM

We also added the Mobile Farmers Market program in 2013, to help connect low-income families with children with fresh fruits, vegetables, and protein items when school is out and growing kids are stretching food purchasing dollars thin.

Families with kids participating in our other summer programs can take home items like bananas, watermelon, peanut butter, sweet corn, carrots, oranges, canned chicken, pineapple, and much more.

In summer 2017, we partnered with 13 nonprofit organizations and agencies to distribute more than 909,000 pounds of produce and protein items. That's more than 4.8 million servings, at 44 cents per pound or about 8 cents per serving.





We have incredible **DONORS, FUNDERS, AND SUPPORTERS**

PUBLIC FUNDERS

131st and 132nd Ohio General Assemblies
Centers for Medicare & Medicaid Services
Corporation for National and Community Service
Franklin County Department of Job and Family Services
Governor's Office of Faith-Based and Community Initiatives
Office of Governor John R. Kasich
Ohio Department of Aging
Ohio Department of Job and Family Services
Ohio Department of Rehabilitation and Correction
Ohio Development Services Agency
U.S. Department of Health and Human Services
U.S. Department of Agriculture Food and Nutrition Service

INDIVIDUAL DONORS

Elizabeth Buck
J. Michael Carney
Joseph Cornely
Rosemarie DeWitt
Elizabeth Fleming
Rebecca Fox
Susan Green
Diana Langford
Patricia Moss
Catherine A. Muir
Kelley Neal
Robyn Ann Nedderman

Rita D. Peterson
Darlene G. Sanders
Carl Schaub
Kathryn Sibbet
Jennifer Stone Barash
Robert Studzinski
Jason Thompson
Patricia Tickle

PRIVATE FUNDERS

Aetna Foundation, Inc.
American Petroleum Institute
Arby's Foundation
Byron and Joann Bossenbroek Family Fund
Cellutions LLC
Center on Budget and Policy Priorities
The Columbus Foundation, including the Marie Ellzey, Oscar M. Havekotte, and Walter and Marian English Community Needs Funds
Farm Credit Mid-America
The Foundation for School Business Management
The George Gund Foundation
Gibbs McCormick, Inc.
The Jerome M. Kobacker Charities Foundation
MAZON: A Jewish Response to Hunger
New Venture Fund
Ohio Association of School Business Officials
Richard and Linda Gunther Fund
Robert S. Mills and Judith E. Kleen Fund
Service Year Exchange, Inc.
Share Our Strength
Walmart Foundation State Giving Program
The Wine Group and Concannon Vineyard

We are honored to provide local partners with **FOOD, FUNDING, AND RESOURCES**

NAVIGATOR CONSORTIUM

Access Health Mahoning Valley
Asian Services in Action
CAC of Pike County
Cuyahoga Health Access Partnership
Freestore Foodbank
Ohio Association of Free Clinics
Southeast, Inc.
Toledo/Lucas County CareNet
Washington-Morgan Community Action

OBB TAX GRANTEES

Adams Brown Economic Opportunities
Bridge of Hope Community Center
Caring Connection
Catholic Charities of Portage and Stark
COAD/RSVP of the Ohio Valley
CAC of Pike County
Community Action Wayne/Medina
Community Matters
Conneaut Human Resources Center
Family and Community Resource Center
The Family Resource Center
Fish Choice Pantry
Freestore Foodbank
HHWP CAC
Highland County Community Action
IHN of Warren County
Jefferson County CAC
Lancaster-Fairfield CAA
Lutheran Social Services of Central Ohio
Crossroads Financial Opportunity Center
Medina County Job and Family Services
Military Veterans Resource Center
New Directions Career Center
New Path
Northwestern Ohio CAC
Pickaway County Community Action
Potter's House Ministries

ProMedica
Ross County Community Action
Salvation Army Ray and Joan Kroc Center
St. Paul United Methodist Church
Stepping Stones Outreach Ministries
Thea Bowman Center
United North
United Way of Coshocton County
United Way of Erie County
United Way of Greater Stark County
United Way of Knox County
United Way of Muskingum, Perry, & Morgan
Vineyard Community Center
Washington-Morgan Community Action
The Well at Sunnyside
YWCA of Youngstown

SUMMER PROGRAM SPONSORS

Adams Brown Economic Opportunities
City of Cleveland
COAD/RSVP of the Ohio Valley
CAC of Pike County
CAO of Scioto County
Dayton Public Schools
Elgin Local Schools
Freestore Foodbank
Fremont City Schools
Highland County Community Action
Irontown Lawrence County Area CAO
Kenton City Schools
Lima City Schools
Manchester Local Schools
Marion City Schools
Meigs Local School District
Neighborhood Ministries
New Lexington City Schools
Northwestern Ohio CAC
Reynoldsburg City Schools
Ross County Community Action
SE Ohio Foodbank & Kitchen

St. Francis Evangelization Center
Stark County Community Action
TLC Ministries
Westerville Area Resource Ministry (WARM)
Washington-Morgan CAC
The Well at Sunnyside
YWCA of Van Wert County

SHARECORPS HOST SITES

Akron-Canton Regional Foodbank
CAC of Belmont County
Churches Active in Northside (CAIN)
Camp Chabad
City of Bedford Heights
Cleveland State University
COAD/RSVP of the Ohio Valley
CAC of Portage County
Community Matters
Ethiopian Tewahedo Social Services
Fairborn City of Service
Freestore Foodbank
GRAD Cincinnati
Greater Cleveland Food Bank
Hall Hunger Initiative
Homeless Families Foundation
Homeport
Lodi Family Center
Marion City Schools
Mid-Ohio Foodbank
Neighborhood Ministries
Northwestern Ohio CAC
OU Kids on Campus
Potter's House Ministries
Salvation Army - Athens Meigs
SE Ohio Foodbank & Kitchen
SON Ministries
Thea Bowman Center
TLC Ministries
Toledo Northwestern Ohio Food Bank
The University Church
Vineyard Community Center
Westerville Area Resource Ministry (WARM)
Washington-Morgan Community Action
Washington United Church of Christ
YMCA of Greater Dayton



We believe in the VALUE OF ADVOCACY

Part of our mission is to pursue areas of common interest for the benefit of people in need. For us, that often means engaging in advocacy around the policies and issues that impact Ohioans struggling with hunger, poverty, and income inequality.

Hunger has never been a partisan issue, and the commitment of Ohio's state legislators and Governor Kasich to our cause once again in 2018-19 state budget deliberations exemplified that fact. We are honored and humbled to be trusted stewards of state funding, investing in local farmers, growers, and producers, creating jobs, and keeping food on the table for Ohio families.

At the federal level, we work to protect vital programs for low- and moderate-income households and educate our congressional delegation about the impacts their decisions will have on the more than 2 million people we serve each year.

Thank you to all of the organizations and individuals that raise their voices in our shared fight to end hunger.



Key Public and Private Partners

- The Columbus Foundation
- Communally
- Corporation for National and Community Service
- Ohio's County Departments of Job and Family Services
- Ohio Department of Aging
- Ohio Department of Education
- Ohio Department of Job and Family Services
- Ohio Department of Rehabilitation and Correction
- Ohio Development Services Agency
- U.S. Department of Agriculture

THE OHIO BENEFIT BANK

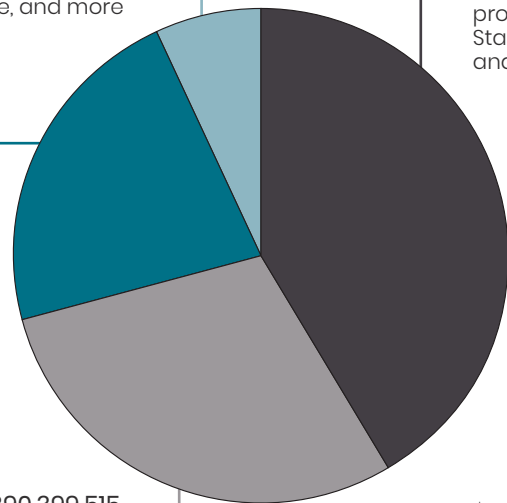
Since 2006, we have operated this statewide initiative to connect low- and moderate-income Ohioans with existing state and federal programs designed to help put their households on the track toward stability.

We are proud to partner with more than 1,100 community and faith-based organizations and more than 3,000 volunteer and staff counselors who use The Benefit Bank® online service to connect community members with free tax filing and resources to stretch their household budgets further.

Our OBB network has served more than 623,000 households since 2006.

\$116,967,803
Other Programs
 Value of potential benefits obtained through programs like energy assistance (HEAP), student aid, cash assistance, and more

\$726,646,498
Health Coverage
 Value of potential health coverage obtained through programs like Healthy Start and Aged, Blind, and Disabled Medicaid



More than \$1.75 billion in potential work support programs and tax credits returned since 2006

\$390,399,515
Tax Credits and Refunds
 Value of potential tax refunds and credits, including Earned Income Tax Credits and Child Tax Credits, obtained through free tax filing assistance

\$513,266,990
Food Assistance
 Value of potential Supplemental Nutrition Assistance Program (SNAP, or food stamp) benefits obtained


Franklin County **WORK EXPERIENCE PROGRAM**

Most Ohioans who are unemployed or underemployed, have no dependents, and are between ages 18 to 49 must meet a mandatory work requirement in order to receive modest Supplemental Nutrition Assistance Program (SNAP, or food stamp) benefits.

We partner with the Franklin County Department of Job and Family Services to provide access to work experience opportunities for able-bodied adults without dependents. Since we began this partnership in late 2013, we have completed work readiness assessments with more than 10,000 individuals. In SFY17, we assessed 2,114 Franklin County adults, identifying barriers to employment and placing participants into work experience slots at community-based locations.

We partner with about 60 community organizations and agencies to provide work experience opportunities to participants, from schools to food pantries to places of worship. Participants who continue to report to their sites maintain their SNAP benefits while gaining valuable job skills.

Ultimately, we hope to provide a pathway to employment and stability for participants. In SFY17, 228 participants found paid employment, earning an average of \$9.93/hour, and exited the program.



Patient Protection and Affordable Care Act **NAVIGATOR PROGRAM**

We were proud to lead Ohio's largest federal health care Navigator program, in partnership with nine regional and local community and nonprofit organizations, from 2013 to 2017. Navigators throughout Ohio conducted outreach, hosted and attend enrollment events, and provided assistance to consumers with shopping for and enrolling in health coverage and managing that coverage.

Throughout our tenure serving as Ohio's lead Navigator entity, our statewide Navigator consortium:

- Hosted or attended **11,546 events** in all of Ohio's 88 counties
- Helped **44,104 Ohio consumers** enroll in health coverage, including 8,984 enrollments in Qualified Health Plans (QHPs) through the federal Marketplace and 35,120 applications for Medicaid coverage
- Provided one-on-one help with personal health coverage situations and post-enrollment assistance to **tens of thousands** of Ohio households

Thank you to our Navigator partners and their hardworking staff for all of your efforts to connect consumers with affordable coverage.





We believe in the **POWER OF SERVICE**

Our partnership with the Corporation for National and Community Service is at the core of our mission to provide food and other resources to people in need. Since 2006, hundreds of passionate individuals have served in our AmeriCorps VISTA program – called ShareCorps – working to build the capacity of hunger and poverty relief organizations throughout Ohio.

We are proud every day of the drive and determination that ShareCorps members pour into their national service, and of the change they foster and results they achieve. In addition to recruiting and training volunteers, securing grants and donations, and creating and implementing programs, ShareCorps members also developed 64 new systems and processes for doing better work within the nonprofit sector last year. From fostering opportunities for collecting feedback from food pantry clients to improving affordable irrigation in community gardens, ShareCorps members lead innovative solutions and leave behind a lasting impact.



Developing Resources

ShareCorps members raised more than \$160,000, including \$81,042 in cash and \$79,754 in-kind, last year. Since we launched ShareCorps in 2006, our members have raised more than \$3.1 million in cash and in-kind donations to build the capacity of their host sites and communities.



Driving Volunteerism

Just last year, ShareCorps members recruited 1,103 volunteers who served 8,333 volunteer hours in their communities. Since inception, ShareCorps members have recruited 36,803 volunteers who have dedicated 332,545 hours of volunteer service to local nonprofits.



Fighting Hunger

In SFY17, ShareCorps members established systems, programs, and services that provided 13,732 clients with referrals for help with food or nutrition education, in addition to training 426 food pantry volunteers and staff to use PantryTrak to better serve their clients.



Fighting Childhood Hunger

We also operate an AmeriCorps VISTA Summer Associate program. Summer Associates serve full-time at summer meals programs and other hunger relief organizations that help to make sure food insecure children aren't going hungry while school meals aren't available. In summer 2017, we deployed 68 AmeriCorps VISTA Summer Associates at 25 locations throughout Ohio, where they planned programming, recruited volunteers, and helped their sites to serve 554,886 summer meals to children at-risk of going hungry.

Training the Leaders of the Future

National service is truly a win-win investment. Not only do our members leave lasting legacies, but they take the lessons they've learned with them in their future careers and educational pursuits.

About 90 percent of our national service alums are currently in the workforce, while many others are pursuing advanced degrees. Of those currently employed, 63 percent are working in the nonprofit sector. And 1 in 5 ShareCorps members have been hired as staff by us or their host sites after their terms of service!

In recognition of this commitment to empowering national service alums, our executive director, Lisa Hamler-Fugitt, was named Best Advocate for Hiring Service Year Alumni by Service Year in 2017.

Detailed service statistics for every county in Ohio, grouped by foodbank

Pounds of Food Distributed, by Source

Meal Site Statistics

	Donated	TEFAP	CSFP	Purchased	OPF	ACP	Total	People	Meals
Akron-Canton Regional Foodbank									
Carroll	434,602	172,899	N/A	79,901	48,021	132,608	868,031	257	269
Holmes	428,779	94,960	N/A	60,955	170,564	211,688	966,946	39	465
Medina	584,815	154,806	3,986	179,679	82,715	172,063	1,178,064	16,646	49,256
Portage	634,720	198,577	N/A	207,386	145,735	230,106	1,416,524	37,629	99,717
Stark	4,568,682	1,067,951	25,258	444,468	597,127	1,398,641	8,102,127	252,943	305,059
Summit	6,131,902	914,999	25,978	1,146,431	801,407	1,972,529	10,993,246	234,305	427,125
Tuscarawas	2,079,968	945,226	633	274,125	452,482	1,303,096	5,055,530	25,894	59,841
Wayne	620,587	146,168	N/A	142,424	69,077	242,530	1,220,786	50,588	104,242
Total	15,484,055	3,695,586	55,855	2,535,369	2,367,128	5,663,261	29,801,254	618,301	1,045,974
The Foodbank, Inc.									
Greene	463,121	458,392	2,800	111,406	143,826	260,343	1,439,888	7,906	21,153
Montgomery	3,932,633	1,382,523	187,465	659,587	762,709	2,184,793	9,109,710	169,947	589,507
Preble	49,238	81,087	11,183	10,151	13,249	42,677	207,585	137	1,914
Total	4,444,992	1,922,002	201,448	781,144	919,784	2,487,813	10,757,183	177,990	612,574
Freestore Foodbank									
Adams	185,554	167,881	27,421	40,359	101,363	76,861	599,439	4	4
Brown	205,533	283,786	20,055	32,039	156,999	133,949	832,361	1,515	12,120
Clermont	557,027	268,277	9,600	116,408	156,504	89,868	1,197,684	2,973	4,624
Clinton	388,208	100,034	25,145	47,031	27,826	9,295	597,589	239	36,495
Hamilton	4,546,437	1,420,730	197,027	1,415,580	842,387	1,015,466	9,437,627	135,016	294,247
Highland	254,355	170,478	49,510	37,594	112,625	180,143	804,705	4,587	23,022
Pike	612,637	233,105	43,861	231,819	109,150	99,487	1,330,059	165	8,812
Scioto	517,823	434,344	73,009	169,880	310,308	433,301	1,938,665	18,319	33,328
Total	7,267,574	3,078,635	445,628	2,090,760	1,817,162	2,038,370	16,738,129	162,818	412,652
Greater Cleveland Food Bank									
Ashland	376,500	123,325	7,207	65,173	37,041	205,478	814,724	21,014	31,201
Ashtabula	647,302	336,335	N/A	74,665	96,816	427,657	1,582,775	27,573	52,319
Cuyahoga	16,817,642	5,391,793	352,040	3,842,758	2,052,894	6,908,927	35,366,054	583,259	1,791,819
Geauga	447,352	134,691	6,099	79,842	44,125	200,093	912,202	570	24,677
Lake	1,429,671	514,039	8,056	317,484	168,793	429,415	2,867,458	70,520	111,759
Richland	967,505	405,475	7,242	149,707	145,085	339,458	2,014,472	17,242	91,119
Total	20,685,972	6,905,658	380,644	4,529,629	2,544,754	8,511,028	43,557,685	720,178	2,102,894
Mid-Ohio Foodbank									
Belmont	1,179,961	90,550	148,390	304,087	32,929	407,449	2,163,366	5,663	47,401
Coshocton	616,249	28,983	114,616	88,086	23,507	170,865	1,042,306	96,715	96,715
Delaware	720,218	155,531	121,426	330,880	28,300	285,787	1,642,142	307	307
Fairfield	1,578,525	337,493	121,254	517,007	110,682	485,389	3,150,350	38,437	61,394
Fayette	456,565	39,147	85,996	131,054	25,810	212,165	950,737	14,986	16,126
Franklin	17,905,298	3,575,958	728,227	5,439,400	1,073,927	7,717,837	36,440,647	727,259	1,342,133
Guernsey	558,260	80,830	137,832	163,095	40,037	255,784	1,235,838	29,078	174,460
Harrison	152,060	44,995	101,796	73,543	23,900	60,586	456,880	N/A	N/A
Jefferson	933,056	235,580	71,956	326,994	64,350	313,314	1,945,250	15,595	51,004
Knox	802,454	265,170	44,168	206,656	89,445	133,082	1,540,975	15,795	42,771
Licking	2,046,038	425,901	155,932	198,495	107,391	678,494	3,612,251	127,748	174,271
Madison	519,824	125,846	30,715	95,266	51,741	74,689	898,081	13,925	13,925
Marion	840,065	211,403	110,406	318,816	74,365	234,979	1,790,034	67,708	79,983
Monroe	195,478	46,967	55,186	62,985	25,820	100,361	486,797	13,836	13,836
Morrow	270,406	163,316	50,408	84,519	68,598	92,462	729,709	3,561	4,608
Muskingum	868,663	158,464	167,896	224,819	106,772	299,311	1,825,925	241,465	273,518
Noble	210,072	88,263	48,068	143,508	13,025	70,577	573,513	16,165	16,165
Pickaway	393,359	40,662	90,676	107,508	20,098	125,017	777,320	113,822	118,633
Ross	1,453,366	301,534	63,282	354,008	145,672	445,268	2,763,130	26,117	28,696
Union	300,169	41,283	83,134	95,462	7,243	38,080	565,371	16,599	17,193
Total	32,000,036	6,457,876	2,531,364	9,266,188	2,133,612	12,201,496	64,590,622	1,584,781	2,573,139

Shelter Statistics		Food Pantry Service Statistics						
People	Meals	Households without children			Households with children			
		HHS	Adults	Seniors	HHS	Adults	Seniors	Children
9,562	172,775	9,411	8,897	7,507	5,722	12,748	1,935	12,111
12,221	76,364	5,907	6,774	4,454	5,410	11,456	1,479	12,344
15,489	45,183	11,609	12,978	9,164	9,580	19,129	2,977	21,848
25,102	179,491	17,699	20,203	11,117	10,939	21,762	2,518	23,021
129,850	248,505	74,758	89,999	50,078	57,200	119,853	17,411	132,063
149,238	1,101,508	96,256	111,709	57,720	73,952	138,467	21,699	159,328
11,975	88,430	36,101	45,051	29,657	33,987	76,094	10,025	75,502
54,895	167,637	14,438	16,372	8,828	9,154	18,643	1,835	19,098
408,332	2,079,893	266,179	311,983	178,525	205,944	418,152	59,879	455,315
164	225	18,150	19,773	13,132	14,404	27,639	4,692	31,932
10,674	145,759	94,548	110,091	52,656	70,334	141,149	20,185	157,631
132	5,173	3,002	3,365	1,846	2,054	4,161	397	3,976
10,970	151,157	115,700	133,229	67,634	86,792	172,949	25,274	193,539
221	1,650	7,899	9,126	4,771	4,400	8,819	1,030	9,099
1,515	12,120	4,439	4,107	3,386	2,571	5,136	952	5,493
1,907	4,471	11,334	14,608	7,767	10,079	22,139	2,310	24,113
N/A	N/A	5,006	4,474	3,334	2,293	4,663	587	4,983
39,008	324,188	105,947	96,665	44,564	61,861	96,960	10,129	141,994
223	223	11,190	10,321	8,479	6,453	12,939	1,359	14,437
28	3,248	8,176	7,773	5,270	4,991	8,507	955	10,373
826	826	20,560	19,002	14,202	12,456	19,672	3,340	19,760
43,728	346,726	174,551	166,076	91,773	105,104	178,835	20,662	230,252
N/A	N/A	5,608	5,518	3,692	3,103	6,077	403	7,253
935	8,148	14,739	15,213	11,946	8,226	16,547	2,550	17,837
100,005	1,703,263	361,230	279,257	231,982	155,264	272,781	53,887	355,124
946	26,696	6,462	6,949	5,739	2,822	5,931	673	5,878
5	450	29,927	33,192	24,058	20,910	43,214	5,965	45,864
N/A	N/A	28,512	28,775	18,583	12,598	25,286	3,732	27,072
101,891	1,738,557	446,478	368,904	296,000	202,923	369,836	67,210	459,028
581	14,790	11,055	11,164	8,020	5,444	9,757	1,407	8,419
N/A	N/A	2,177	2,757	1,551	1,548	3,359	495	3,269
3,291	25,613	12,299	14,074	8,412	9,959	20,043	2,425	20,760
19,286	141,516	24,768	25,968	15,986	16,840	34,596	3,279	36,777
N/A	N/A	5,413	6,006	3,641	3,100	6,713	975	6,330
53,942	526,401	193,353	226,106	112,247	214,857	375,610	48,212	438,670
23,479	25,779	8,073	9,130	5,837	4,127	8,397	1,161	7,927
N/A	N/A	1,684	2,112	1,090	1,558	3,714	409	3,498
N/A	N/A	18,349	16,936	11,173	9,540	15,903	1,984	18,668
4,334	77,446	17,189	15,341	8,309	14,651	19,628	1,995	21,174
49,514	197,277	49,704	43,479	36,524	19,451	38,859	4,068	41,064
499	3,287	8,295	9,832	6,203	7,530	16,651	2,321	17,499
2,668	26,306	11,594	13,886	6,958	9,516	18,981	3,484	17,896
45	740	2,507	2,520	2,020	1,456	3,177	401	3,241
265	6,250	7,975	9,008	6,724	6,287	13,218	2,371	13,682
853	8,354	11,898	12,846	7,431	7,525	14,090	1,453	14,894
11,585	70,578	6,889	7,255	4,719	4,450	8,360	936	8,498
292	9,571	4,657	4,929	3,353	4,035	8,162	1,528	8,889
4,871	165,690	14,569	16,212	9,914	13,041	27,024	3,822	27,086
N/A	N/A	5,881	6,477	3,850	4,833	9,836	1,071	10,110
175,505	1,299,598	418,329	456,038	263,962	359,748	656,078	83,797	728,351

Detailed service statistics for every county in Ohio, grouped by foodbank

Pounds of Food Distributed, by Source

Meal Site Statistics

	Donated	TEFAP	CSFP	Purchased	OPF	ACP	Total	People	Meals
Second Harvest Food Bank of Clark, Champaign and Logan									
Champaign	307,065	209,768	79,263	3,128	66,120	92,997	758,341	104,816	137,964
Clark	1,963,140	512,754	357,231	106,312	196,450	400,865	3,536,752	30,358	91,052
Logan	287,200	147,580	81,505	8,395	63,676	66,868	655,224	19,323	28,329
Total	2,557,405	870,102	517,999	117,835	326,246	560,730	4,950,317	154,497	257,345
Second Harvest Food Bank of the Mahoning Valley									
Columbiana	574,051	397,380	47,737	103,213	165,415	363,417	1,651,213	6,957	7,483
Mahoning	2,143,126	1,390,831	167,088	385,329	578,952	1,271,961	5,937,287	35,681	37,137
Trumbull	1,074,563	695,417	83,545	192,665	289,476	635,981	2,971,647	97,829	148,019
Total	3,791,740	2,483,628	298,370	681,207	1,033,843	2,271,359	10,560,147	140,467	192,639
Second Harvest Food Bank of North Central Ohio									
Crawford	329,861	131,648	15,425	69,084	44,801	50,506	641,325	874	1,119
Erie	395,644	187,805	15,931	115,746	58,751	131,363	905,240	79,490	108,067
Huron	677,653	259,754	25,549	141,032	95,230	290,856	1,490,079	7,409	8,760
Lorain	2,189,131	957,798	168,162	609,914	312,612	966,443	5,204,060	324,272	402,984
Total	3,592,294	1,537,005	225,067	935,776	511,394	1,439,168	8,240,704	412,045	520,930
SE Ohio Foodbank & Kitchen									
Athens	302,246	216,974	170,847	145,480	136,673	239,560	1,211,780	5,384	7,803
Gallia	67,862	60,620	104,853	10,876	39,542	70,787	354,545	N/A	N/A
Hocking	227,833	225,351	116,466	50,567	94,564	319,506	1,034,292	N/A	N/A
Jackson	174,763	146,892	172,173	21,298	56,626	379,261	951,013	200	200
Lawrence	N/A	270,598	167,766	2,592	73,870	44,899	559,725	N/A	N/A
Meigs	37,648	66,813	97,941	13,312	41,570	80,851	338,135	N/A	N/A
Morgan	45,040	51,813	64,223	17,828	28,591	84,392	291,887	N/A	N/A
Perry	93,357	116,051	156,280	29,954	43,396	235,130	674,168	N/A	N/A
Vinton	145,480	86,897	60,634	19,778	38,026	91,684	442,499	N/A	N/A
Washington	63,984	138,167	153,878	54,227	45,095	66,945	522,296	N/A	N/A
Total	1,153,218	1,380,176	1,265,066	365,912	597,953	1,613,015	6,380,340	5,584	8,003
Shared Harvest Foodbank									
Butler	2,147,407	817,845	258,136	52,918	506,882	544,595	4,327,783	189,512	259,006
Darke	267,187	30,886	53,101	14,543	27,886	N/A	393,603	917	69,144
Miami	552,772	193,882	52,325	25,748	159,935	19,997	1,004,659	16,944	47,739
Preble	44,254	68,824	38,191	4,690	44,495	8,115	208,569	N/A	N/A
Warren	655,076	380,415	93,148	134,958	193,269	26,144	1,483,010	N/A	N/A
Total	3,666,696	1,491,852	494,901	232,857	932,467	598,851	7,417,624	207,373	375,889
Toledo Northwestern Ohio Food Bank									
Defiance	710,362	N/A	N/A	15,948	183,618	246,059	1,155,987	20,131	21,342
Fulton	148,755	N/A	N/A	6,472	117,451	63,665	336,343	1,850	1,850
Henry	88,130	N/A	N/A	5,601	35,259	53,857	182,847	N/A	N/A
Lucas	2,049,249	N/A	N/A	31,275	848,819	451,174	3,380,517	98,027	235,474
Ottawa	177,033	N/A	N/A	4,804	37,256	104,539	323,632	423	2,816
Sandusky	180,024	N/A	N/A	2,480	85,235	124,208	391,947	5,046	8,115
Williams	281,080	N/A	N/A	5,051	90,393	115,851	492,375	N/A	N/A
Wood	455,452	N/A	N/A	8,488	187,097	183,376	834,413	10,664	29,669
Total	4,090,085	N/A	N/A	80,119	1,585,128	1,342,729	7,098,061	136,141	299,266

Shelter Statistics		Food Pantry Service Statistics						
People	Meals	Households without children			Households with children			
		HHs	Adults	Seniors	HHs	Adults	Seniors	Children
11,977	13,904	9,127	8,624	6,666	5,583	16,163	1,655	12,066
37,621	136,608	27,225	32,408	16,188	26,147	49,094	6,324	54,940
4,899	7,092	5,261	5,154	4,321	4,418	6,285	921	7,439
54,497	157,604	41,613	46,186	27,175	36,148	71,542	8,900	74,445
N/A	N/A	25,297	27,937	19,112	17,685	37,294	4,358	39,440
2,680	188,874	40,309	35,748	31,215	33,591	42,664	9,879	61,206
828	79,736	37,844	37,932	24,030	21,118	33,539	3,697	40,846
3,508	268,610	103,450	101,617	74,357	72,394	113,497	17,934	141,492
N/A	N/A	9,939	10,156	7,277	5,777	10,518	1,603	11,749
15,114	11,081	11,122	11,833	6,043	7,849	14,221	1,636	17,968
N/A	N/A	14,781	15,685	11,092	14,017	25,816	2,977	28,592
46,527	46,088	60,789	79,243	43,178	58,177	112,368	20,900	138,311
61,641	57,169	96,631	116,917	67,590	85,820	162,923	27,116	196,620
N/A	N/A	17,716	18,260	11,656	13,017	27,991	6,565	30,851
N/A	N/A	4,307	4,115	2,887	2,776	5,243	954	5,332
N/A	N/A	8,600	7,889	6,637	5,115	10,417	1,468	10,918
N/A	N/A	8,135	7,248	7,448	3,344	6,746	1,428	6,423
N/A	N/A	9,489	10,117	6,784	8,758	14,068	2,613	21,044
N/A	N/A	4,544	3,341	4,159	1,640	2,879	498	2,685
N/A	N/A	3,708	2,635	5,007	2,098	3,316	584	3,314
N/A	N/A	5,582	6,401	4,282	3,679	7,197	1,140	7,195
384	26,459	4,632	4,120	3,592	2,185	4,199	560	5,058
2,566	2,632	5,847	5,185	4,104	3,131	5,921	799	6,126
2,950	29,091	72,560	69,311	56,556	45,743	87,977	16,609	98,946
6,841	35,108	48,228	53,409	28,166	34,239	58,387	13,641	66,354
N/A	N/A	2,067	2,698	1,360	2,381	5,200	1,098	5,657
3,627	18,196	9,669	9,606	7,269	8,478	19,859	5,412	18,558
520	5,319	1,991	2,752	1,255	2,049	4,124	982	4,336
980	42,449	11,677	12,757	8,005	12,057	21,985	5,195	25,000
11,968	101,072	73,632	81,222	46,055	59,204	109,555	26,328	119,905
9,647	31,219	9,116	10,839	5,491	6,377	13,677	1,200	14,112
16,470	72,537	3,866	4,311	2,558	3,267	6,549	810	7,179
1,339	31,077	1,330	1,464	1,082	897	2,006	342	1,937
54,209	490,847	56,712	62,876	30,616	39,622	59,160	8,974	82,554
48	7,300	5,041	3,623	3,122	2,219	3,366	475	3,867
28,492	29,764	6,536	6,232	4,385	4,414	7,296	1,339	9,924
N/A	N/A	7,381	6,724	6,081	4,031	8,668	885	8,962
3,843	20,671	10,406	9,707	8,593	5,865	10,980	1,307	12,420
114,048	683,415	100,388	105,776	61,928	66,692	111,702	15,332	140,955

Detailed service statistics for every county in Ohio, grouped by foodbank

West Ohio Food Bank

	Donated	TEFAP	CSFP	Purchased	OFF	ACP	Total	People	Meals
Allen	1,992,682	566,950	184,207	38,228	143,854	443,802	3,369,723	25,790	57,137
Auglaize	147,117	94,384	35,838	4,538	70,544	43,957	396,378	35,425	35,592
Hancock	244,478	208,051	32,448	4,076	52,592	11,141	552,786	2,383	3,747
Hardin	130,365	88,352	49,941	853	43,895	59,452	372,858	5,405	5,680
Mercer	57,061	39,612	31,856	224	23,217	12,774	164,744	22	36
Paulding	29,659	53,458	29,201	4,709	30,213	27,049	174,289	1,227	1,614
Putnam	64,312	80,636	9,550	3,352	36,035	37,600	231,485	2,327	2,890
Seneca	84,896	125,306	61,918	6,500	43,389	15,636	337,645	7,680	14,326
Shelby	145,140	130,284	33,478	1,120	45,641	169,927	525,590	27,199	34,096
Van Wert	115,249	87,022	12,062	2,294	45,368	49,380	311,375	200	12,254
Wyandot	34,915	45,829	31,074	N/A	20,632	49,344	181,794	3,068	3,261
Total	3,045,874	1,519,884	511,573	65,894	555,380	920,062	6,618,667	110,726	170,633

Ohio Association of Foodbanks

Statewide Total	101,784,991	31,345,404	6,927,915	21,682,690	39,647,882	15,324,851	216,713,733	4,430,901	8,571,938
-----------------	-------------	------------	-----------	------------	------------	------------	-------------	-----------	-----------



Shelter Statistics		Food Pantry Service Statistics						
People	Meals	Households without children			Households with children			
		HHS	Adults	Seniors	HHS	Adults	Seniors	Children
21,445	90,617	30,500	30,091	24,549	19,521	33,340	6,791	42,023
339	339	2,581	2,530	2,259	2,052	3,747	584	5,106
N/A	N/A	10,280	11,297	5,958	7,766	13,787	956	16,598
89	2,394	3,768	4,313	2,471	2,662	5,551	681	5,927
12	195	1,429	1,484	840	1,646	2,308	192	2,954
N/A	N/A	2,508	2,794	1,663	1,393	2,652	281	2,769
N/A	N/A	6,672	5,721	5,432	4,905	9,177	972	11,439
1,379	64,007	5,764	5,360	3,202	3,809	6,549	452	7,951
N/A	N/A	9,564	10,763	6,919	7,726	16,231	1,516	16,123
1,099	1,147	4,655	5,095	3,060	3,063	6,429	648	6,933
N/A	N/A	3,248	2,022	2,766	1,147	2,475	158	2,687
24,363	158,699	80,969	81,470	59,119	55,690	102,246	13,231	120,510
1,013,461	7,071,591	1,990,480	2,038,729	1,290,674	1,382,202	2,555,292	382,272	2,959,358



