

root (noun):

underground part of a plant; the essential core; underlying support; close relationship with an environment

What defines us?

As foodbanks, we are rooted in our commitment to provide food to people who need it, when they can't afford it on their own. That means we fill our warehouses so we can keep local food pantry shelves stocked. But it also means we grow food, rescue food, prepare food, deliver food, and break down other barriers to accessing food.

According to Merriam-Webster, a definition is “a statement expressing the essential nature of something” or “the action of making definite and clear.” We offer this report as a clear and detailed expression of our work to fulfill our commitment as Ohio’s largest charitable response to hunger in state fiscal year 2019.



BOARD OF DIRECTORS — STATE FISCAL YEAR 2019

Kurt Reiber, Chair
Freestore Foodbank

James Caldwell, Member
Toledo Northwestern Ohio Food Bank

Michael Iberis, Member
Second Harvest Food Bank of the Mahoning Valley

Michelle Riley, Vice Chair
The Foodbank, Inc.

Daniel Flowers, Member
Akron-Canton Regional Foodbank

Tyra Jackson, Member
Second Harvest Food Bank of Clark, Champaign and Logan Counties

Kristin Warzocha, Secretary
Greater Cleveland Food Bank

Matt Habash, Member
Mid-Ohio Foodbank

Andrew Mayle, Member
SE Ohio Foodbank & Kitchen

Juliana Chase-Morefield,
Treasurer
Second Harvest Food Bank of North Central Ohio

Linda Hamilton, Member
West Ohio Food Bank

I've been reflecting recently on our roots as an organization. We grew out of a vision shared by Ohio's 12 Feeding America foodbanks to amplify their collective voices so they could better serve hungry Ohioans. That work remains at the essential core of everything we do.

And really, our work in itself is about roots. We strive to be the underlying, often unseen support system that delivers resources to the larger hunger relief ecosystem. We work to increase the supply of nutritious food available through our charitable network. We work to advocate for an environment that promotes access to adequate food for every person. We work to support and mobilize the gardeners who tend the fields of our mission, so they may help us to reach greater yields for hungry people.

I'm proud of the way our roots help our 12 member foodbanks and 3,600 member hunger relief agencies flourish. But I'm hopeful that, because we are also rooted in the value of systemic solutions, we will one day see an environment in which the wealth of wholesome food grown in our state, our country, and our world is accessible to everyone.

Carol Obmiller Jurg H



stewardship (noun):

the responsible overseeing and protection of something considered worth caring for; the careful and responsible management of something entrusted to one's care



We are the stewards of significant resources intended to ensure that every Ohioan has access to adequate, nutritious food. We receive federal funding from the U.S. Department of Agriculture Food and Nutrition Service and the Corporation for National and Community Service. We are entrusted with state dollars by the Ohio General Assembly and Ohio Governor Mike DeWine. Other public dollars from partners like the Franklin County Department of Job and Family Services and the Governor's Office of Faith-Based and Community Initiatives also support our work. Private funders and donors similarly put their trust in our hands to respond effectively to the problem of hunger. We don't take that trust lightly. In fact, we believe that preventing hunger is about improving health, which is a cornerstone of everything we do as stewards.





FINANCIAL OVERVIEW FOR FISCAL YEAR 2019

REVENUE SOURCES

Government Revenue	\$24,862,955
Foundation Revenue	\$913,016
Other Operating Income	\$389,864
Dues From Foodbanks	\$195,010
Donations	\$59,051
Interest Income	\$10,576
Total Income	\$26,430,472

EXPENSES

Food Programs*	\$21,584,313
Other Programs**	\$2,946,997
Fundraising	\$25,519
Administration	\$1,272,038
Total Expenses	\$25,828,867

*Includes the Ohio Food Program and Agricultural Clearance Program and the Governor's Summer Meals Programs **Includes AmeriCorps VISTA, SNAP and HEAP Outreach, and Work Experience Program

Our statewide network adheres to strict compliance standards for everything from program eligibility to food safety to fiscal integrity. Just as importantly, we're passionate about achieving positive outcomes.



509 member agencies
serving 8 counties

30,151,913 pounds of food
distributed

461,534 households served

31.3% children, 50.6%
adults, 18.1% seniors



110 member agencies
serving 3 counties

16,021,776 pounds of food
distributed

244,399 households served

30.3% children, 51.1%
adults, 18.7% seniors



254 member agencies
serving 8 counties

21,522,347 pounds of food
distributed

374,992 households served

27.5% children, 52.1%
adults, 20.5% seniors



**Greater Cleveland
Food Bank**

1,187 member agencies
serving 6 counties

45,007,503 pounds of food
distributed

685,257 households served

27.5% children, 46.4%
adults, 26.1% seniors



683 member agencies
serving 20 counties

63,524,435 pounds of food
distributed

745,448 households served

32.6% children, 50.5%
adults, 16.9% seniors



76 member agencies serving
3 counties

7,620,404 pounds of food
distributed

82,501 households served

30.2% children, 49.5%
adults, 20.3% seniors





133 member agencies
serving 3 counties
11,368,595 pounds of food
distributed
161,761 households served
29.8% children, 47.1%
adults, 23.1% seniors



136 member agencies
serving 4 counties
9,012,773 pounds of food
distributed
198,899 households served
32.9% children, 49.3%
adults, 17.7% seniors



68 member agencies serving
10 counties
6,155,461 pounds of food
distributed
104,455 households served
26.4% children, 47.9%
adults, 25.7% seniors



90 member agencies serving
5 counties
6,455,102 pounds of food
distributed
106,012 households served
31.5% children, 52.0%
adults, 16.5% seniors



216 member agencies
serving 8 counties
5,892,490 pounds of food
distributed
168,454 households served
31.2% children, 50.1%
adults, 18.7% seniors



139 member agencies
serving 11 counties
6,813,333 pounds of food
distributed
104,603 households served
31.0% children, 48.0%
adults, 21.0% seniors

network (noun):
an interconnected group; a system of lines or
channels; a fabric or structure

Our network is made up of 12 Feeding America foodbanks and 3,601 member food pantries, soup kitchens, shelters, and supplemental feeding programs, serving all of Ohio's 88 counties.

Together, our network distributed 229,546,132 pounds of food, or about 191.3 million meals, in 2019. That includes everything from fresh fruits and vegetables, dairy items, and meats and protein to breads, dry goods, and shelf-stable foods.

Those nearly 230 million pounds of food served Ohio families 3,438,315 times. Some of those households came to a food pantry just once for help in an emergency. Others came a handful of times when paychecks came up short. Still others rely on our network regularly for help. We strive to be there when they need us.

In total, we provided food to 9,458,206 individuals, including 2,871,974 children (30.4%), 4,689,228 adults (49.6%), and 1,897,004 seniors (20.0%).

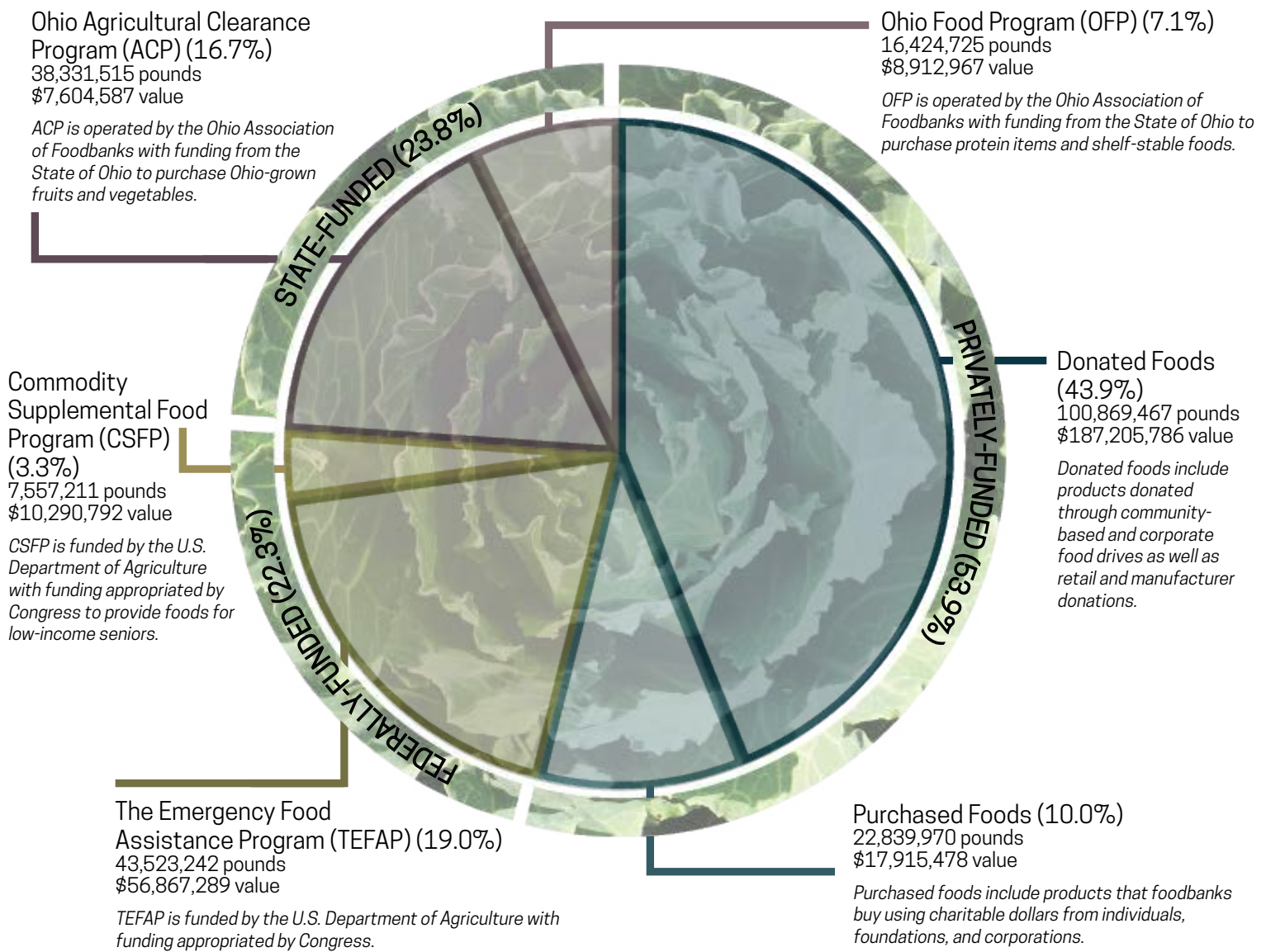
source (noun, verb):

a generative force; a point of origin or procurement; one that initiates or supplies information; to obtain





Ohio's foodbanks sourced nearly 230 million pounds of food from a variety of different sources this year, from publicly-funded programs to donated product. It's a misconception that foodbanks can meet the demand for their help solely through charitable giving. In fact, nearly half (46 percent) of all of the food our foodbanks distributed this year was sourced through government-funded programs.



feed (verb):

to produce or provide food for; to furnish something essential to the development of; satisfy, gratify; support, encourage

Ohio Food Program Commodities

Commodity	Lbs	Cost/Lb	Commodity	Lbs	Cost/Lb
Applesauce	228,820	\$0.4784	Macaroni & Cheese	560,745	\$0.5437
Baked Beans	690,006	\$0.4311	Milk	317,250	\$0.3942
Beans & Rice	41,088	\$0.5361	Pancake Mix	366,686	\$0.5172
Broth	74,424	\$0.7546	Pancake Syrup	284,692	\$0.5415
Carrots - Canned	110,755	\$0.4242	Pasta	889,208	\$0.4178
Cereal	274,057	\$0.9592	Pasta Products - Canned	1,268,426	\$0.4650
Cheese	66,000	\$2.0229	Peaches - Canned	225,131	\$0.8002
Chicken - Fresh	534,363	\$0.3636	Peanut Butter	294,456	\$0.8691
Chili	248,784	\$0.6122	Pears - Canned	111,512	\$0.8662
Corn - Canned	812,444	\$0.3647	Peas - Canned	635,657	\$0.3645
Deli Meat	47,739	\$2.0454	Protein - Other	209,083	\$2.5211
Dinners - Boxed	215,648	\$1.0923	Rice	343,992	\$0.3831
Eggs	1,005,393	\$0.3980	Sloppy Joe Sauce	663,204	\$0.3780
Green Beans - Canned	946,547	\$0.3431	Soup	1,091,294	\$0.5291
Ground Beef	66,240	\$2.1389	Spaghetti Sauce	490,239	\$0.3602
Ham - Canned	80,976	\$2.0390	Stew (Beef/Vegetable)	693,494	\$0.6201
Hot Dogs	72,960	\$1.2004	Tomatoes - Canned	578,276	\$0.3583
Jelly	256,163	\$0.6869	Turkey Sausage	453,822	\$1.2620
Juices	890,608	\$0.3708	Vegetables - Mixed	190,570	\$0.4943
Legumes	7,480	\$0.5296	Total	16,338,232	\$0.5509

Ohio Agricultural Clearance Program Commodities

Apple Butter	1,220	\$0.7500	Lettuce	127,631	\$0.3702
Apples	2,929,959	\$0.1798	Melons	4,416,424	\$0.1620
Beans	510,043	\$0.2623	Okra	935	\$0.5516
Beets	129,070	\$0.3378	Onions	3,625,180	\$0.1542
Berries	1,120	\$0.9006	Peaches	300,377	\$0.3445
Broccoli	720	\$0.5556	Peppers	871,109	\$0.3243
Cabbage	2,504,473	\$0.1792	Potatoes	11,943,011	\$0.1302
Carrots	687,470	\$0.1918	Radishes	116,120	\$0.5816
Cauliflower	34,680	\$0.3233	Spinach	1,998	\$0.4892
Celery	120,528	\$0.1619	Sweet Potatoes	2,438,816	\$0.2119
Citrus	1,071,382	\$0.3419	Tomatoes	649,616	\$0.3251
Corn	2,406,742	\$0.2102	Tree Fruit	62,988	\$0.2752
Cucumbers	1,119,693	\$0.2159	Turnips	61,078	\$0.3991
Eggplant	45,469	\$0.3252	Yellow Squash	587,930	\$0.3038
Fall Squash	892,964	\$0.2226	Zucchini	752,488	\$0.3401
Greens	581,518	\$0.1648	Total	38,992,752	\$0.1866



THE OHIO FOOD PROGRAM AND AGRICULTURAL CLEARANCE PROGRAM

The Ohio Food Program and Agricultural Clearance Program is generously funded by the State of Ohio and administered by the Ohio Association of Foodbanks in partnership with the Ohio Department of Job and Family Services. It provided 55.3 million pounds, or 46.1 million meals, of wholesome, nutritious foods to hungry Ohio families in 2019, at an average cost per pound of just \$0.2942.

Thank you to our Ohio Food Program vendors and producers!

Beckman and Gast Co. • Big Daddy Foods • Brinkman Turkey Farms • Burnette Foods, Inc. • CIS • Cooper Farms • Farm Fresh • Feeding America • Gibbs-McCormick, Inc. • Happy Chicken Farms/Merry Milkmaid • Highland Foods • Hillandale Farms • Hirzel Canning Co. and Farms • IRBN Foods • Keystone Brand Meats, Inc. • LA Foods • Lanning's Foods • M. Fellingner Co. • McLane Global • MJ Kellner Foodservice • R.W. Sauder, Inc. • Second Harvest Foodbank of Middle Tennessee • Sherwood Foods • Simco • Sysco • Weaver Brothers, Inc. • Zwanenberg Food Group

Thank you to our Ohio Agricultural Clearance Program farmers and growers!

Apple Acres • Apple Hill Orchards • Arrowhead Orchards • Bachman Fruit Farms (Sunny Hill) • Baker Fruit Farms • Bauman Orchard, Inc. • Beerefield Farms • Beiersdorfer Orchard • Bird's Haven Farms • Birney's Miracle Farm • Blooming Grove Auction, Inc. • Brumbaugh Fruit Farm • Burnham Orchards • Buurma Farms • Castellini Company • Cherry Hill Orchard • Clark Fruit & Vegetable Farm • County Line Produce Auction Lts. • Dillon Fruit Farm • DNO, Inc. • Dodd's Hilcrest Orchards • Ed Kluba Farms • Ellett's Farm Products, Inc. • Emmanuel's Bread, Inc. • Eshleman Fruit Farm • Farmer's Choice • Farmer's Produce Auction • Fruit Growers Marketing Association • Fuhrmann's Orchards • Garver Farm Incorporated • Glenn Hill Orchard • Gospel Suite Farms, Inc. • Grams Family Farm Market • Great Lakes • Green Field Farms • Green Harvest Trading • Grobe Fruit Farm • Hall Growers, Inc. • Heartland Orchard • Hirsch Fruit Farm • Holthouse Farms • Horkey Brothers • Huffman Fruit Farm • Hugus Fruit Farm • Hurley Farms • Iott Ranch & Orchard • Ladd Farms • Lawrence Orchards • Legend Hills Orchard • Less & Less Farm • Lucas Brothers Farms • Lynd Fruit Farm • MacQueen Orchards • Malone Orchards • Maple Drive Farms • McDowell Orchards • McMaster Farms • Michaels Farms, Inc. • Moore Orchards • Mouzin Brothers Farms • Norkus Orchards • Onion Boy, Inc. • Osswald Family Farm LLC • OSU, Ag Engineering • Owl Creek Produce Auction • Patterson Fruit Farm • Peace Valley Orchards • Produce Packaging, Inc. • Quarry Hill Orchards • Rainsboro Produce • Rex Gees Orchard • Richards Brothers Fruit Farm • Rower & Son Farm Market • Sage's Apples • Scioto Valley Produce Auction • Shenk's Produce • Spiegelberg Orchards • Spring Hill Orchards & Farm Market • Suter Produce • Szalay's Farm • Taylor Orchards • Terrill Springs Farms • Walcher Farms • Walnut Drive Gardens • Wenger's Produce • Wesler Orchard • White House Fruit Farm • Wiers Farm, Inc. • Wish Well Farms • Witten Farm, Inc. • Witt's Orchards • Yoder's Fine Foods

Special thanks to our longtime partners at the Ohio Department of Rehabilitation and Correction (ODRC), as well as the Ohio Soybean Council and Ohio Soybean Association, the Ohio AgriBusiness Association, and Crop Production Services, which donated the cost of crop inputs in 2019. Through our partnership, ODRC facilities grew 904,519 pounds of vegetables and yielded \$115,000 in proceeds from a soybean cash crop to reinvest in the program.

Administrative Cost:
\$977,500


The Ohio Association of Foodbanks procures all OFPACP product and monitors compliance.

Storage and Distribution Cost:
\$2,054,945

This funding is used by member foodbanks to store and distribute food. It also includes \$214,000 for PantryTrak.

Total Food Cost: \$16,517,555

OFPACP provides about a quarter of all of the food distributed statewide by Ohio's 12 Feeding America foodbanks.



nourish (verb):

nurture, rear; to promote the growth of; to sustain, maintain, support



WEEKEND MEALS

We provided kid-friendly, shelf-stable meals for children attending Summer Food Service Program (SFSP) sites to take home to eat over the weekend.

In 2019, we partnered with 30 SFSP sponsors to distribute weekend meals to about 10,000 children each week for 10 weeks.



RURAL DELIVERY MEALS

We provided a week's worth of kid-friendly, shelf-stable meals to children in rural counties identified as high-need and underserved by the traditional SFSP.

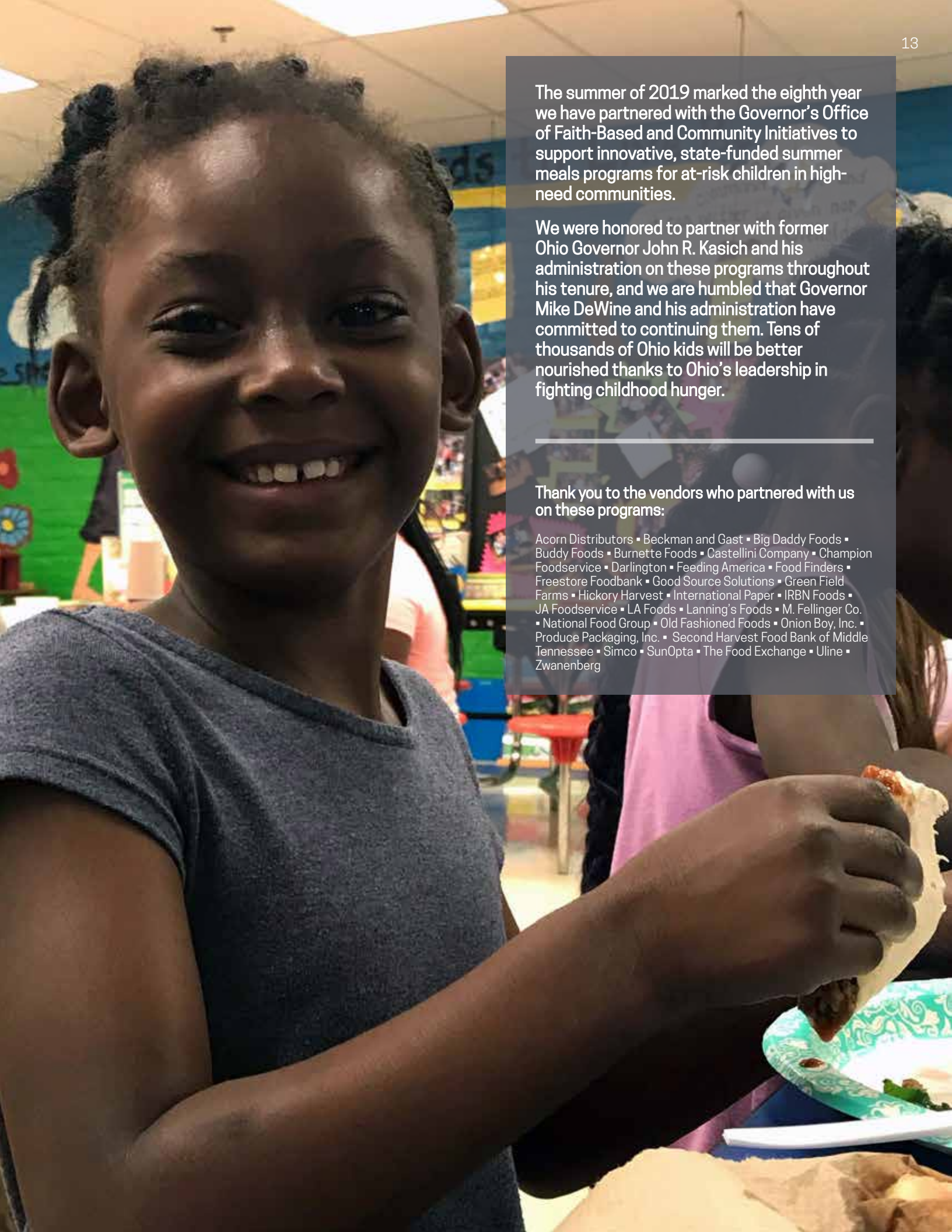
In 2019, we partnered with 9 organizations to provide weekly boxes of meals to about 4,400 children each week for 10 weeks.



MOBILE MARKETS

We distributed fresh fruits and vegetables and protein items to families with children participating in one of the other summer programs.

In 2019, we partnered with 13 organizations to distribute 334,632 pounds of nutritious food to low-income families at an average cost of just \$0.51 per pound.



The summer of 2019 marked the eighth year we have partnered with the Governor's Office of Faith-Based and Community Initiatives to support innovative, state-funded summer meals programs for at-risk children in high-need communities.

We were honored to partner with former Ohio Governor John R. Kasich and his administration on these programs throughout his tenure, and we are humbled that Governor Mike DeWine and his administration have committed to continuing them. Tens of thousands of Ohio kids will be better nourished thanks to Ohio's leadership in fighting childhood hunger.

Thank you to the vendors who partnered with us on these programs:

Acorn Distributors • Beckman and Gast • Big Daddy Foods • Buddy Foods • Burnette Foods • Castellini Company • Champion Foodservice • Darlington • Feeding America • Food Finders • Freestore Foodbank • Good Source Solutions • Green Field Farms • Hickory Harvest • International Paper • IRBN Foods • JA Foodservice • LA Foods • Lanning's Foods • M. Fellingner Co. • National Food Group • Old Fashioned Foods • Onion Boy, Inc. • Produce Packaging, Inc. • Second Harvest Food Bank of Middle Tennessee • Simco • SunOpta • The Food Exchange • Uline • Zwanenberg



serve (verb):

to provide services that benefit or help; to be worthy of reliance or trust; to work through; to perform the duties of; to furnish or supply with something needed



Corporation for
**NATIONAL &
COMMUNITY
SERVICE**





We have operated a statewide AmeriCorps VISTA program called ShareCorps since 2006. We partner with the Corporation for National and Community Service and dozens of local and regional organizations to deploy AmeriCorps VISTA members for summer and year-long terms of service in local communities.



Last year, members secured \$207,642 in cash donations and \$179,317 worth of in-kind donations for \$386,959 in total donations.

More than \$4.5 million in donations, including \$2.6 million in cash and \$1.9 million in-kind, have been raised since inception.



VISTAs recruited 1,981 community volunteers who served 5,897 hours last year. Since inception, nearly 41,000 volunteers have been recruited and more than 345,000 hours served.



VISTA members also trained 1,199 staff/volunteers, developed 157 new systems or processes, and conducted 356 outreach events or presentations last year.



Members develop programs, systems, and processes that promote improved household security. Last year, their efforts led to more than 4,000 individuals receiving financial literacy services and more than 23,400 individuals receiving education or referrals related to improving food security and reducing hunger.

In summer 2019, VISTA Summer Associates helped their host sites to serve 405,000 summer meals, recruit 600 volunteers, and reach 2,500 new kids.



support (verb):

assist, help; to uphold or defend; to promote the interests or cause of; to serve as a foundation for; to keep something going; to keep from losing courage



FRANKLIN COUNTY WORK EXPERIENCE PROGRAM



We partner with the Franklin County Department of Job and Family Services on a Work Experience Program (WEP) which connects unemployed, able-bodied adults without dependents to work experience opportunities.

Since 2013, we have completed more than 12,000 assessments to identify work readiness and barriers to employment. Our WEP staff places participants into work experience slots at about two dozen community-based locations across Franklin County.

Participants receive valuable job training and opportunities for vocational education, while complying with their work requirements to maintain eligibility for Supplemental Nutrition Assistance Program (SNAP) benefits.



THE *Ohio* BENEFIT BANK™

The Ohio Association of Foodbanks was proud to be the home of The Ohio Benefit Bank™ for 13 years. The Ohio Benefit Bank (OBB) was designed to break down the barriers that often keep families from getting the help they need. Through the use of a sophisticated online platform, low- and moderate-income households could apply for federal and state benefits or file tax returns on their own or with the help of one of thousands of trained staff and volunteers throughout Ohio.

We were deeply disappointed that Communally, developers of The Benefit Bank platform, were forced to file for bankruptcy and dissolve the program. Unfortunately, with the disinvestment in community-based assisters by the State of Ohio and other states, this safe, secure, and no-cost tool for stabilizing household incomes was no longer sustainable.

From its inception in 2006 to its closure in 2019, the OBB network served **1.1 million people** in **730,000 households**. Through the OBB, Ohio families were connected to **\$1.98 billion in potential work support programs and tax credits**, including food assistance, health coverage, the Earned Income Tax Credit, federal student aid, home energy assistance, help with child care expenses, and much more. We are deeply grateful for the many partners who made the OBB such an overwhelming success for so long.



give (verb):

to grant or bestow; to commit to another as a trust or responsibility; to bring forth; to offer as a pledge; to enter wholeheartedly into an activity

PUBLIC FUNDERS

132nd Ohio General Assembly
 Corporation for National and Community Service
 Franklin County Department of Job and Family Services
 Governor's Office of Faith-Based and Community Initiatives
 Offices of Governors John R. Kasich and Mike DeWine
 Ohio Department of Education
 Ohio Department of Job and Family Services
 Ohio Department of Rehabilitation and Correction
 Ohio Development Services Agency
 U.S. Department of Agriculture Food and Nutrition Service

PRIVATE FUNDERS

AARP Ohio
 CareSource Foundation
 Center on Budget and Policy Priorities
 Farm Credit Mid-America
 Feeding America
 The George Gund Foundation
 The Jerome M. Kobacker Foundation
 New Venture Fund
 Ohio Poultry Association
 UnitedHealthcare

The Columbus Foundation: Walter and Marian English, Marie Ellzey, Alfred C. and Jane Hall, John N. and Vera C. Holscher, Oscar M. Havekotte, Alice and Robert Estrich, Albert H. Herzstein, Dr. Robert A. and Martha O. Schoenlaub, Walter Knapp, Edith Keenan, Margaret A. Holfinger, and William E. Pfeiffer Funds





We received a \$33,000 grant from AARP Ohio to purchase and distribute apples, oranges, cabbage, and potatoes to food insecure older adults and seniors.

Pictured above, from left to right: Lisa Hamler-Fugitt; Barbara Sykes, former AARP Ohio state director; and Kurt Reiber, president, Freestore Foodbank.

We received a \$500,000 grant from UnitedHealthcare to support increased capacity within our network to store and distribute fresh, healthy food.

Pictured at left, from left to right: Julie Chase-Morefield, executive director, Second Harvest Food Bank of North Central Ohio; Kristin Warzocha, president and CEO, Greater Cleveland Food Bank; Lisa Hamler-Fugitt; and Kurt Lewis, CEO, UnitedHealthcare of Ohio.





Ashland Ashtabula Cuyahoga Geauga Lake Richland Crawford Erie Huron Lorain

		FOOD PANTRY SERVICE STATISTICS																						
		Pounds of Food Distributed, by Source							Meal Site Statistics				Shelter Statistics		Households without children			Households with children			Total household and individual statistics			
		Donated	TEFAP	CSFP	Purchased	ACP	OPF	Total	People	Meals	People	Meals	HHs	Adults	Seniors	HHs	Adults	Seniors	Children	HHs	Adults	Seniors	Children	People
		253,542	129,006	22,387	48,432	119,376	29,774	602,517	12,754	20,836	0	0	4,604	4,796	3,385	3,418	6,475	679	7,608	8,022	11,271	4,064	7,608	22,943
		606,279	461,183	0	88,475	397,049	86,717	1,639,703	23,139	45,078	809	7,860	17,817	17,668	16,120	8,960	17,869	3,396	19,896	26,777	35,537	19,516	19,896	74,949
		17,313,250	6,962,597	460,468	3,250,488	7,053,013	1,933,848	36,973,664	571,495	1,916,843	106,227	1,627,775	369,970	296,609	280,682	161,635	298,731	69,219	360,063	531,605	595,340	349,901	360,063	1,305,304
		385,616	155,401	0	99,938	157,230	36,410	834,595	600	27,613	912	30,886	9,647	9,096	8,514	3,781	7,611	1,250	7,666	13,428	16,707	9,764	7,666	34,137
		1,326,678	644,360	35,745	340,071	455,004	166,224	2,968,082	55,428	72,044	5,287	56,812	36,570	32,630	28,825	19,776	41,734	6,406	41,873	56,346	74,364	35,231	41,873	151,468
		934,058	448,676	28,126	121,677	349,964	106,441	1,988,942	13,912	84,668	0	0	33,632	31,124	23,335	15,447	29,266	5,466	33,671	49,079	60,390	28,801	33,671	122,862
		204,454	165,311	72,496	62,399	54,035	50,601	609,296	1,343	2,880	0	0	8,597	7,936	6,407	3,477	7,504	1,175	7,649	12,074	15,440	7,582	7,649	30,671
		432,019	243,584	91,075	93,863	162,408	73,878	1,096,827	88,285	93,985	15,215	5,692	14,591	14,911	9,264	10,346	18,629	2,158	22,809	24,937	33,540	11,422	22,809	67,771
		687,476	329,451	65,533	124,643	258,637	101,998	1,567,738	18,208	20,696	0	0	13,992	19,859	11,745	11,543	24,203	3,415	27,495	25,535	44,062	15,160	27,495	86,717
		2,389,047	1,324,705	282,795	495,663	830,406	416,296	5,738,912	509,762	606,835	49,303	33,049	73,198	89,659	52,374	63,155	125,236	24,123	147,460	136,353	214,895	76,497	147,460	438,852



Carroll	Holmes	Medina	Portage	Stark	Summit	Tuscarawas	Wayne	Columbiana	Mahoning	Trumbull
409,339	472,518	522,549	712,941	4,333,232	6,850,262	1,963,559	662,975	787,854	1,783,935	1,178,813
224,940	140,917	182,192	283,746	1,127,815	1,444,625	1,093,718	237,205	691,713	1,508,082	1,024,181
12,360	6,116	15,626	21,634	92,591	168,683	16,308	29,640	22,420	185,428	119,215
71,156	31,217	219,122	158,218	448,789	1,154,296	132,085	103,221	174,001	292,562	236,551
99,876	134,117	128,859	233,016	1,089,400	1,277,309	906,598	249,046	513,347	1,092,331	775,294
56,358	198,197	105,050	102,019	551,917	1,030,559	496,361	149,636	214,930	419,557	348,381
874,029	983,082	1,173,398	1,511,574	7,643,744	11,925,734	4,608,629	1,431,723	2,404,265	5,281,895	3,682,435
231	0	19,264	45,637	262,046	217,100	38,391	43,597	9,711	26,557	100,019
9,006	0	50,064	85,219	355,269	370,202	79,718	90,724	9,161	32,525	137,096
8,723	15,093	12,686	25,223	73,606	159,071	17,573	47,289	0	1,581	688
217,455	80,104	52,179	129,484	201,427	974,532	97,602	169,728	0	78,665	66,888
8,615	5,791	11,283	16,947	72,020	100,104	34,772	20,168	32,369	35,725	32,722
8,473	6,262	11,519	17,900	84,869	111,904	42,752	21,806	28,637	29,998	31,405
7,288	4,528	8,844	11,120	49,064	64,610	29,072	12,653	19,827	30,202	23,081
5,537	4,600	8,400	9,800	51,522	69,571	31,453	10,951	20,537	22,165	18,243
11,747	10,060	16,764	18,858	108,525	127,748	71,951	21,335	32,125	33,124	29,693
1,357	1,407	3,484	2,321	17,477	23,533	9,472	2,260	4,804	9,210	3,484
11,830	10,885	18,890	22,134	117,927	152,475	71,353	23,107	34,223	45,016	37,957
14,152	10,391	19,683	26,747	123,542	169,675	66,225	31,119	52,906	57,890	50,965
20,220	16,322	28,283	36,758	193,394	239,652	114,703	43,141	60,762	63,122	61,098
8,645	5,935	12,328	13,441	66,541	88,143	38,544	14,913	24,631	39,412	26,565
11,830	10,885	18,890	22,134	117,927	152,475	71,353	23,107	34,223	45,016	37,957
40,695	33,142	59,501	72,333	377,862	480,270	224,600	81,161	119,616	147,550	125,620



			Belmont	Coshocton	Delaware	Fairfield	Fayette	Franklin	Guernsey	Harrison	Jefferson
Pounds of Food Distributed, by Source	Donated		1,093,295	345,324	677,084	1,415,107	372,196	14,250,485	438,192	175,920	916,769
	TEFAP		183,489	61,922	145,285	478,419	103,773	5,223,089	180,994	57,733	384,578
	CSFP		128,941	99,899	67,692	104,600	73,859	728,630	109,865	82,017	60,441
	Purchased		243,861	63,057	255,734	608,264	179,007	5,477,622	207,441	78,314	263,417
	ACP		389,030	157,314	292,609	466,434	207,398	7,501,018	243,356	38,121	221,607
	OPF		63,972	27,233	19,228	112,208	33,983	1,172,630	68,522	15,600	96,943
	Total		2,102,588	754,749	1,457,632	3,185,032	970,216	34,353,474	1,248,370	447,705	1,943,755
Meal Site Statistics	People		6,435	55,273	5,373	149,073	13,059	746,388	27,555	0	13,291
	Meals		45,553	55,273	17,701	185,702	13,610	1,386,885	190,896	0	25,570
Shelter Statistics	People		554	0	8,588	21,912	247	43,562	0	3,315	0
	Meals		1,263	0	35,092	243,007	9,139	448,445	0	6,535	0
FOOD PANTRY SERVICE STATISTICS	Households without children	HHs	12,110	2,558	9,884	22,309	7,632	190,022	11,604	1,828	12,889
		Adults	11,180	3,244	10,507	22,486	7,977	221,412	11,511	2,094	12,220
		Seniors	9,789	1,667	8,437	14,661	5,704	120,779	9,787	1,112	9,054
	Households with children	HHs	4,390	1,765	7,382	15,034	4,261	206,063	4,822	2,219	5,900
		Adults	8,358	3,670	15,129	29,791	8,795	440,752	10,261	3,062	11,465
		Seniors	1,868	349	2,031	3,403	1,453	61,347	1,815	330	1,643
		Children	7,450	3,644	15,619	32,844	9,207	474,560	9,145	3,077	13,178
	Total household and individual statistics	HHs	16,500	4,323	17,266	37,343	11,893	396,085	16,426	4,047	18,789
		Adults	19,538	6,914	25,636	52,277	16,772	662,164	21,772	5,156	23,685
		Seniors	11,657	2,016	10,468	18,064	7,157	182,126	11,602	1,442	10,697
		Children	7,450	3,644	15,619	32,844	9,207	474,560	9,145	3,077	13,178
		People	38,645	12,574	51,723	103,185	33,136	1,318,850	42,519	9,675	47,560

Knox	Licking	Madison	Marion	Monroe	Morrow	Muskingum	Noble	Pickaway	Ross	Union
794,733	2,210,633	431,536	714,155	141,533	305,556	930,812	67,341	416,520	1,607,576	363,412
319,161	719,221	155,896	247,238	80,975	212,887	271,838	54,499	103,311	628,396	56,972
32,275	131,232	26,861	87,811	47,509	43,387	144,934	41,445	77,886	53,727	70,851
226,988	164,389	81,214	285,771	61,474	96,977	217,942	73,072	124,913	438,296	119,834
162,632	762,297	82,095	323,814	78,470	137,608	285,038	39,764	96,971	596,446	63,047
119,127	245,366	52,641	45,015	18,591	116,726	115,299	7,031	31,349	192,736	5,862
1,654,916	4,233,138	830,243	1,703,804	428,552	913,141	1,965,863	283,152	850,950	3,517,177	679,978
18,597	134,394	9,823	59,448	12,339	549	307,159	12,582	78,662	7,803	7,969
34,138	175,776	9,823	70,221	12,339	549	347,724	12,582	82,210	13,302	8,837
2,661	63,089	932	2,904	0	0	799	1,508	559	2,812	0
26,062	172,536	8,156	54,479	0	0	12,701	42,807	31,254	192,978	0
12,477	46,685	7,539	10,948	2,134	9,031	11,602	2,823	4,985	27,115	4,036
11,809	41,265	8,990	13,278	1,969	9,089	12,953	2,219	4,943	29,057	4,709
8,104	35,401	5,492	7,326	1,968	8,053	7,620	2,262	4,105	17,541	2,695
8,428	17,835	6,563	8,034	1,067	6,029	7,101	805	4,056	20,405	3,078
14,762	35,087	14,492	16,513	2,504	12,793	14,573	1,707	8,187	41,732	6,426
2,320	4,706	1,899	2,692	218	2,290	1,792	214	792	8,516	817
15,638	36,380	14,609	16,954	2,218	12,922	14,787	1,772	8,951	38,296	6,691
20,905	64,520	14,102	18,982	3,201	15,060	18,703	3,628	9,041	47,520	7,714
26,571	76,352	23,482	29,791	4,473	21,882	27,526	3,926	13,130	70,789	11,135
10,424	40,107	7,391	10,018	2,186	10,343	9,412	2,476	4,897	26,057	3,512
15,638	36,380	14,609	16,954	2,218	12,922	14,787	1,772	8,951	38,296	6,691
52,633	152,839	45,482	56,763	8,877	45,147	51,725	8,174	26,978	135,142	21,338



			Allen	Auglaize	Hancock	Hardin	Mercer	Paulding	Putnam	Seneca	Shelby	Van Wert	Wyandot
Pounds of Food Distributed, by Source	Donated		1,472,711	89,467	431,181	146,144	39,379	16,684	57,486	135,953	151,495	75,786	57,337
	TEFAP		834,378	85,643	210,548	69,060	105,993	59,443	82,303	185,899	178,681	82,444	68,119
	CSFP		128,139	29,866	26,497	51,525	18,390	30,216	13,945	61,985	34,271	12,115	23,472
	Purchased		60,986	5,364	2,995	861	454	806	6,185	5,547	110	6,292	60
	ACP		638,729	44,058	8,918	55,428	52,219	20,040	64,564	40,238	90,866	71,829	45,662
	OPF		178,405	30,977	62,740	45,429	22,140	21,509	33,650	40,797	43,462	30,656	14,802
	Total		3,313,348	285,375	742,879	368,447	238,575	148,698	258,133	470,419	498,885	279,122	209,452
Meal Site Statistics	People		7,056	15,487	913	0	0	319	0	1,152	17,945	482	1,174
	Meals		22,273	18,726	1,271	0	0	451	0	1,416	22,446	10,736	1,248
Shelter Statistics	People		7,356	759	0	18	0	0	950	16	0	223	0
	Meals		39,712	759	0	18	0	0	950	17	0	1,101	0
FOOD PANTRY SERVICE STATISTICS	Households without children	HHs	21,608	2,312	8,993	4,322	1,231	1,943	7,012	4,398	7,015	3,422	1,833
		Adults	21,445	2,071	9,601	4,349	1,059	1,704	5,564	3,806	7,782	3,672	1,269
		Seniors	16,565	1,977	5,237	3,492	761	1,317	5,937	3,207	5,218	2,313	1,646
	Households with children	HHs	14,063	1,516	5,950	2,413	1,144	813	4,163	2,587	4,772	2,344	749
		Adults	24,020	2,752	10,306	4,861	1,839	1,693	7,469	4,978	10,067	4,774	1,475
		Seniors	5,291	451	1,771	841	160	181	858	761	1,149	544	165
		Children	31,836	3,713	11,048	4,967	2,540	1,880	9,627	5,402	9,905	5,597	1,717
	Total household and individual statistics	HHs	35,671	3,828	14,943	6,735	2,375	2,756	11,175	6,985	11,787	5,766	2,582
		Adults	45,465	4,823	19,907	9,210	2,898	3,397	13,033	8,784	17,849	8,446	2,744
		Seniors	21,856	2,428	7,008	4,333	921	1,498	6,795	3,968	6,367	2,857	1,811
		Children	31,836	3,713	11,048	4,967	2,540	1,880	9,627	5,402	9,905	5,597	1,717
		People	99,157	10,964	37,963	18,510	6,359	6,775	29,455	18,154	34,121	16,900	6,272



Adams	Brown	Clermont	Clinton	Hamilton	Highland	Pike	Scioto	Butler	Darke	Miami	Preble	Warren
154,717	322,891	631,321	278,438	5,306,692	227,076	122,453	343,542	1,647,269	206,767	420,974	37,580	591,133
316,053	535,231	486,502	96,169	2,873,221	331,057	145,473	609,599	934,256	31,885	251,442	46,814	388,207
53,235	31,680	109,498	14,565	210,226	113,934	58,995	100,480	299,105	56,864	64,253	45,244	92,486
72,250	56,753	216,320	81,092	1,843,584	64,982	117,399	408,543	64,722	12,915	35,562	7,719	55,754
203,332	201,974	284,753	47,006	1,743,375	169,805	86,189	394,895	230,010	0	11,484	3,479	24,973
189,079	223,848	155,896	19,159	1,037,192	125,757	51,316	254,800	516,814	25,941	152,666	27,862	170,922
988,666	1,372,377	1,884,291	536,428	13,014,291	1,032,611	581,825	2,111,858	3,692,176	334,373	936,382	168,697	1,323,475
0	6	19,534	300	138,101	3,512	114	23,560	136,617	988	1,634	14	73
0	6	27,473	45,465	269,320	32,255	6,713	59,623	247,155	73,407	31,275	79	4,390
3,260	0	12,890	0	58,404	138	0	6,791	1,531	0	3,989	161	785
17,693	0	21,278	0	403,961	1,530	0	7,084	20,471	0	15,356	717	37,641
15,455	10,271	22,355	7,138	123,653	11,153	10,610	31,006	39,269	1,770	8,189	1,457	10,172
15,599	9,082	20,322	6,926	109,989	9,706	9,804	28,269	45,167	2,202	8,189	1,578	11,261
10,510	8,669	16,630	4,387	63,077	9,227	6,981	20,069	22,910	1,126	6,247	1,030	7,002
8,994	5,729	15,876	3,122	78,102	6,424	5,514	19,590	26,139	1,750	5,869	1,321	10,076
17,109	10,707	32,167	6,291	122,797	13,186	9,420	28,625	50,717	4,015	15,502	2,805	18,357
3,972	1,866	5,093	942	18,605	1,763	1,074	4,227	6,451	490	2,683	359	2,439
17,418	13,641	29,037	4,498	133,601	13,838	9,798	15,455	54,079	4,398	14,278	2,916	21,114
24,449	16,000	38,231	10,260	201,755	17,577	16,124	50,596	65,408	3,520	14,058	2,778	20,248
32,708	19,789	52,489	13,217	232,786	22,892	19,224	56,894	95,884	6,217	23,691	4,383	29,618
14,482	10,535	21,723	5,329	81,682	10,990	8,055	24,296	29,361	1,616	8,930	1,389	9,441
17,418	13,641	29,037	4,498	133,601	13,838	9,798	15,455	54,079	4,398	14,278	2,916	21,114
64,608	43,965	103,249	23,044	448,069	47,720	37,077	96,645	179,324	12,231	46,899	8,688	60,173



Champaign Clark Logan Defiance Fulton Henry Lucas Ottawa Sandusky Williams Wood

		FOOD PANTRY SERVICE STATISTICS										
		Households without children			Households with children			Total household and individual statistics				
Pounds of Food Distributed, by Source	Donated	581,938	3,139,449	409,292	552,031	167,118	86,992	1,696,099	164,688	136,517	207,056	342,532
	TEFAP	190,290	746,592	119,066	0	0	0	0	0	0	0	0
	CSFP	69,323	263,475	74,239	0	0	0	0	0	0	0	0
	Purchased	137,331	989,658	104,813	9,484	8,962	5,496	57,713	4,931	3,887	7,689	7,802
	ACP	51,322	274,004	30,166	156,587	36,603	35,146	263,842	61,593	74,881	72,965	124,261
	OPF	109,405	264,976	65,065	189,775	83,388	36,951	912,764	34,116	67,328	72,996	210,297
	Total	1,139,609	5,678,154	802,641	907,877	296,071	164,585	2,930,418	265,328	282,613	360,706	684,892
Meal Site Statistics	People	39,564	20,553	18,223	16,848	2,447	0	59,385	452	2,843	0	1,554
	Meals	73,653	66,265	27,066	17,512	2,439	0	112,228	2,682	5,955	0	14,696
Shelter Statistics	People	34,043	20,319	6,429	11,228	15,026	1,336	56,494	12	13,515	0	3,725
	Meals	38,440	115,914	10,395	32,263	63,120	28,349	719,427	2,505	14,767	0	37,462
Households without children	HHs	9,471	28,820	6,216	8,492	3,761	1,128	64,876	4,183	6,409	5,205	9,998
	Adults	8,028	35,811	5,673	9,577	3,852	1,040	70,262	2,549	6,960	5,090	7,829
	Seniors	7,823	24,115	5,777	6,091	2,580	1,083	36,469	2,874	3,996	4,179	7,659
Households with children	HHs	6,044	27,568	4,382	5,946	2,623	766	40,730	1,794	3,980	3,111	5,452
	Adults	13,076	52,968	8,127	13,716	4,987	1,944	65,114	3,153	7,774	6,471	10,245
	Seniors	2,684	8,763	1,590	1,558	659	280	10,927	420	1,517	738	1,458
	Children	12,634	53,966	8,756	13,400	5,752	1,901	86,702	3,163	9,255	6,421	11,033
Total household and individual statistics	HHs	15,515	56,388	10,598	14,438	6,384	1,894	105,606	5,977	10,389	8,316	15,450
	Adults	21,104	88,779	13,800	23,293	8,839	2,984	135,380	5,702	14,734	11,561	18,074
	Seniors	10,507	32,878	7,367	7,649	3,239	1,363	47,396	3,294	5,513	4,917	9,117
	Children	12,634	53,966	8,756	13,400	5,752	1,901	86,702	3,163	9,255	6,421	11,033
	People	44,245	175,623	29,923	44,342	17,830	6,248	269,478	12,159	29,502	22,899	38,224



Athens	Gallia	Hocking	Jackson	Lawrence	Meigs	Morgan	Perry	Vinton	Washington	Greene	Montgomery	Preble
178,802	47,424	148,751	216,489	0	51,931	44,988	60,555	109,705	115,929	790,615	6,559,655	217,860
307,924	102,577	290,793	146,793	256,210	137,969	68,837	184,720	137,884	195,667	483,659	2,491,481	161,276
172,080	96,634	116,054	149,790	144,038	72,575	59,467	141,600	56,460	152,064	29,948	315,971	0
74,091	3,530	45,566	19,497	0	8,089	3,160	20,618	30,948	48,370	70,493	1,015,679	20,455
169,880	52,512	206,378	191,526	81,625	51,935	50,968	102,425	114,610	103,456	344,377	2,554,850	110,393
199,562	49,742	73,637	85,772	145,493	47,283	57,622	46,676	35,671	70,109	72,902	761,649	20,513
1,102,339	352,419	881,179	809,867	627,366	369,782	285,042	556,594	485,278	685,595	1,791,994	13,699,285	530,497
5,105	0	2,247	337	0	0	0	0	0	0	2,819	140,347	141
8,195	0	2,247	696	0	0	0	0	0	0	14,088	686,020	1,974
0	0	0	0	0	0	0	0	102	2,031	0	12,830	180
0	0	0	0	0	0	0	0	4,960	3,048	0	40,724	6,536
15,991	3,900	7,149	7,966	7,806	5,916	3,803	4,692	4,292	6,849	19,160	124,753	7,282
16,164	3,584	6,123	6,928	8,044	4,448	2,628	5,205	3,929	5,983	19,867	133,751	7,467
11,634	2,970	6,102	7,663	6,200	5,457	3,373	3,650	3,849	5,255	13,819	75,352	5,249
10,516	2,345	3,649	3,347	4,879	1,825	1,419	2,711	2,036	3,364	13,570	75,765	3,869
22,149	4,303	7,658	6,109	8,556	3,369	2,579	4,946	3,805	6,312	26,653	148,052	8,050
5,053	1,157	1,158	1,658	1,991	635	733	944	711	978	4,749	25,642	1,023
23,867	4,272	7,751	6,108	8,232	3,711	2,728	5,084	4,699	6,588	29,503	165,961	8,255
26,507	6,245	10,798	11,313	12,685	7,741	5,222	7,403	6,328	10,213	32,730	200,518	11,151
38,313	7,887	13,781	13,037	16,600	7,817	5,207	10,151	7,734	12,295	46,520	281,803	15,517
16,687	4,127	7,260	9,321	8,191	6,092	4,106	4,594	4,560	6,233	18,568	100,994	6,272
23,867	4,272	7,751	6,108	8,232	3,711	2,728	5,084	4,699	6,588	29,503	165,961	8,255
78,867	16,286	28,792	28,466	33,023	17,620	12,041	19,829	16,993	25,116	94,591	548,758	30,044




OHIO
ASSOCIATION OF
FOODBANKS

100 E. Broad St. Ste. 501
Columbus, OH 43215
ohiofoodbanks.org