



ANNUAL REPORT 2018

An in-depth account of Ohio's hunger relief network and the programs and partners that drive our mission to provide food and other resources to people in need.



Helping hungry neighbors is a mission that brings people together.

Yet, over the past year, much of our country has been divided by partisan debates over policies and programs that help provide food to people in need. These debates really boil down to one fundamental question: do we as Americans believe that everyone has a basic right to adequate, nutritious food?

That's what our network believes. That's why our member foodbanks are doing everything from adding community gardens to expanding mobile food distributions to launching food pantries based in schools and hospitals. That's why Ohio Governor John Kasich spent his two terms as governor supporting innovative child nutrition programs, and why Ohio's General Assembly continues to invest in the Ohio Food Program and Agricultural Clearance Program.

Thank you for coming together with us to carry out our mission to help hungry neighbors. We're grateful to share our successes from the past year with you.



Greg Oberlin

BOARD OF DIRECTORS

- Kurt Reiber • *Freestore Foodbank*
- Michelle Riley • *The Foodbank, Inc.*
- Matt Habash • *Mid-Ohio Foodbank*
- Linda Hamilton • *West Ohio Food Bank*
- Asti Payne • *SE Ohio Foodbank & Kitchen*
- Kristin Warzocha • *Greater Cleveland Food Bank*
- Daniel Flowers • *Akron-Canton Regional Foodbank*
- James Caldwell • *Toledo Northwestern Ohio Food Bank*
- Michael Iberis • *Second Harvest Food Bank of the Mahoning Valley*
- Juliana Chase-Morefield • *Second Harvest Food Bank of North Central Ohio*
- Tyra Jackson • *Second Harvest Food Bank of Clark, Champaign, and Logan Counties*



Financial Overview

REVENUE SOURCES

Government Revenue	\$26,120,271
Foundation Revenue	\$250,884
Other Operating Income	\$181,496
Dues from Foodbanks	\$192,785
Donations	\$212,171
Interest Income	\$5,481

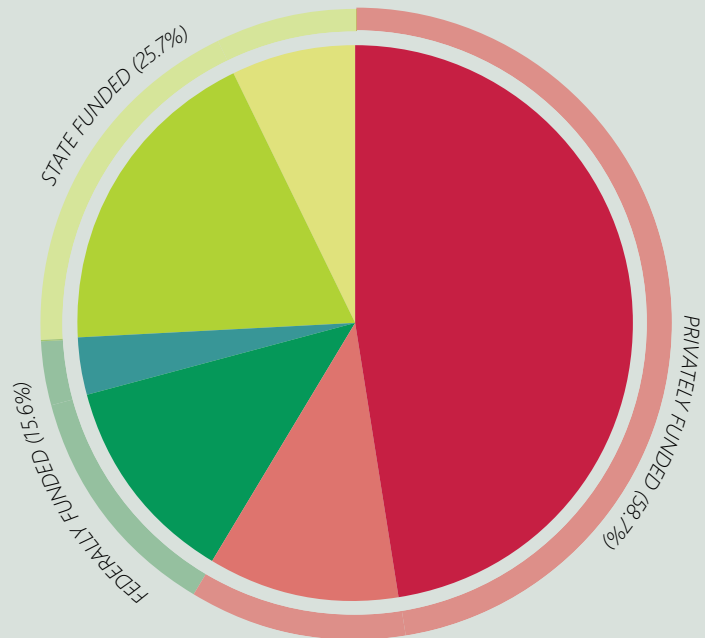
Total Income
\$26,963,088

EXPENSES

Food Programs (OFPACP and Governor's Summer Meals)	\$21,797,805
Other Programs	\$4,268,508
Fundraising	\$21,498
Administration	\$734,287

Total Expenses
\$26,822,098

Sources of Food Across Ohio's Hunger Relief Network



Donated Foods (47.6%)
102,941,576 pounds
\$186,228,838 value

Donated foods include products donated through community-based and corporate food drives as well as retail and manufacturer donations.

Purchased Foods (11.1%)
23,990,181 pounds
\$17,498,806 value

Purchased foods include products that foodbanks buy using charitable dollars from individuals, foundations, and corporations.

The Emergency Food Assistance Program (12.2%)
26,256,761 pounds
\$33,708,675 value

TEFAP is funded by the U.S. Department of Agriculture with funding appropriated by Congress.

Commodity Supplemental Food Program (3.4%)
7,351,854 pounds
\$8,676,838 value

CSFP is funded by the U.S. Department of Agriculture with funding appropriated by Congress to provide foods for low-income seniors.

Ohio Agricultural Clearance Program (18.6%)
40,165,935 pounds
\$7,841,446 value

ACP is operated by the Ohio Association of Foodbanks with funding from the State of Ohio to purchase fruits and vegetables.

Ohio Food Program (7.1%)
15,377,686 pounds
\$8,698,986 value

OFP is operated by the Ohio Association of Foodbanks with funding from the State of Ohio to purchase protein items and shelf-stable foods.

Outcomes at a Glance

2018 SERVICE STATISTICS BY FOODBANK

Akron-Canton Regional Foodbank

483 member agencies • 8 counties • 30,193,905 pounds of food distributed
478,983 households served — 31.5% children, 51.0% adults, 17.5% seniors

The Foodbank, Inc.

112 member agencies • 3 counties • 12,851,599 pounds of food distributed
229,850 households served — 31.6% children, 51.9% adults, 16.5% seniors

Freestore Foodbank

197 member agencies • 8 counties • 16,753,147 pounds of food distributed
278,013 households served — 29.9% children, 51.3% adults, 18.8% seniors

Greater Cleveland Food Bank

1,145 member agencies • 6 counties • 44,233,719 pounds of food distributed
642,780 households served — 28.9% children, 46.9% adults, 24.2% seniors

Mid-Ohio Foodbank

731 member agencies • 20 counties • 61,079,307 pounds of food distributed
743,632 households served — 33.1% children, 50.4% adults, 16.5% seniors

Second Harvest Food Bank of Clark, Champaign, and Logan Counties

73 member agencies • 3 counties • 7,154,853 pounds of food distributed
73,538 households served — 32.7% children, 49.8% adults, 17.5% seniors

Second Harvest Food Bank of the Mahoning Valley

134 member agencies • 3 counties • 10,738,926 pounds of food distributed
167,890 households served — 30.4% children, 47.7% adults, 21.9% seniors

Second Harvest Food Bank of North Central Ohio

130 member agencies • 4 counties • 8,606,245 pounds of food distributed
187,595 households served — 33.8% children, 49.0% adults, 17.2% seniors

SE Ohio Foodbank & Kitchen

70 member agencies • 10 counties • 5,701,031 pounds of food distributed
102,875 households served — 27.6% children, 49.3% adults, 23.1% seniors

Shared Harvest Foodbank

85 member agencies • 5 counties • 6,331,379 pounds of food distributed
114,603 households served — 32.1% children, 52.0% adults, 15.9% seniors

Toledo Northwestern Ohio Food Bank

275 member agencies • 8 counties • 6,338,419 pounds of food distributed
163,195 households served — 31.8% children, 49.4% adults, 18.8% seniors

West Ohio Food Bank

106 member agencies • 11 counties • 6,101,464 pounds of food distributed
130,208 households served — 31.7% children, 48.5% adults, 19.8% seniors



2018 STATEWIDE SERVICE STATISTICS

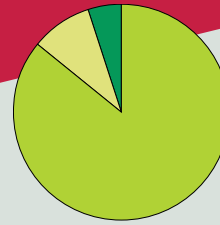
3,541 member agencies serving all 88 counties in Ohio
216,083,994 pounds of food distributed to 3,313,162 households
9,226,512 household members served, including 2,894,701 children (31.4%), 4,589,140 adults (49.7%), and 1,742,671 seniors (18.9%)*

**duplicated service statistics*

Ohio Food Program and Agricultural Clearance Program

The Ohio Food Program and Agricultural Clearance Program (OFPACP) is generously funded by the State of Ohio and administered by the Ohio Association of Foodbanks in partnership with the Ohio Department of Job and Family Services. It provided 55.5 million pounds, or 46.3 million meals, of wholesome, nutritious foods to hungry Ohio families in 2018, at a cost per pound of just \$0.329.

OFPACP makes up more than 25 percent of all of the food distributed by Ohio's 12 Feeding America foodbanks.



OHIO FOOD PROGRAM

Thank you to the vendors & producers who partnered with us on this program:

A Zerega's Sons, Inc. • Beckman and Gast Co. • Big Daddy Foods • Brinkman Turkey Farms • Burnette Foods, Inc. • Cooper Farms • Feeding America • Gibbs-McCormick, Inc. • Global Trading of MN • Happy Chicken Farms/Merry Milk Maid • Hillandale Farms • Hirzel Canning Company and Farms • IRBN Foods • Keystone Brand Meats, Inc. • MJ Kellner Foodservice • LA Foods • Lanning's Foods • M. Fellingner Company • McLane Global • MSC Brokerage • R.W. Sauder, Inc. • Second Harvest Food Bank of Middle Tennessee • Sherwood Food Distributors • Sysco • Weaver Brothers, Inc. • Zwanenberg Food Group

Commodity	Lbs	Cost/Lb	Commodity	Lbs	Cost/Lb
Applesauce	186,278	\$0.4602	Macaroni & Cheese	407,631	\$0.5894
Baked Beans	531,000	\$0.3994	Milk	558,856	\$0.3722
Beans & Rice	61,452	\$0.5999	Pancake Mix	290,469	\$0.5373
Beef Stew	888,340	\$0.6320	Pasta	838,856	\$0.4598
Broth	48,320	\$0.8265	Pasta - Canned	1,042,804	\$0.4521
Carrots	197,965	\$0.4046	Peaches - Canned	211,038	\$0.8306
Cereal	232,894	\$1.0103	Peanut Butter	251,573	\$0.9570
Cheese	64,900	\$1.9063	Pears - Canned	126,900	\$0.7916
Chicken - Fresh	558,558	\$0.4495	Peas	372,894	\$0.3526
Chili	194,352	\$0.6353	Protein (Other)	176,610	\$2.4327
Corn	431,205	\$0.3962	Rice	482,952	\$0.3738
Dinners - Boxed	270,548	\$1.0443	Sloppy Joe Sauce	227,996	\$0.3880
Eggs	1,096,064	\$0.4820	Soup	1,393,472	\$0.4867
Green Beans	714,208	\$0.3542	Spaghetti Sauce	364,620	\$0.3460
Ground Beef	163,440	\$2.1742	Tomatoes	316,200	\$0.3401
Ham - Canned	76,720	\$1.9302	Tuna	92,217	\$1.4193
Hot Dogs	116,424	\$1.2100	Turkey	5,760	\$1.7900
Jelly	269,160	\$0.6890	Turkey Sausage	650,800	\$1.3369
Juice	292,160	\$0.2320	Vegetables - Mixed	292,698	\$0.4777
Legumes	525,856	\$0.3603	Total	15,023,424	\$0.5952



OHIO AGRICULTURAL CLEARANCE PROGRAM

Thank you to the farmers & growers who partnered with us on this program:

Arrowhead Orchards • Bainbridge Produce Auction • Beiersdorfer Orchard • Bird's Haven Farms • Branstrator Farm • Brumbaugh Fruit Farm • Buurma Farms • Castellini Company • Cherry Hill Orchard • Clark Fruit and Vegetable Farm • County Line Produce Auction Lts. • Crihfield Farms • Dillon Fruit Farm • DNO, Inc. • Ed Kluba Farms • Ellett's Farm Products, Inc. • Emerald Farms • Eshleman Fruit Farm • Farmer's Choice • Farmer's Produce Auction • Folck Family Farm • FROC PB • Fruit Growers Marketing Association • Fuhrmann's Orchards • Garver Farm Incorporated • Gospel Suite Farms, Inc. • Grams Family Farm Market • Great Lakes Packers • Green Field Farms • Green Harvest Trading • Hall Growers, Inc. • Heartland Orchard • Holthouse Farms • Horkey Brothers • Huffman Fruit Farm • Hurley Farms • Kull's Farm • Ladd Farms • Laurelville Fruit Co. • Less & Less Farm • Lucas Brothers Farms • Malone Orchards • Maple Drive Farms • McMaster Farms • Michael Farms, Inc. • Onion Boy, Inc. • Osswald Family Farm • OSU Waterman Farm • Owl Creek Produce Auction • Pickaway County Correctional Institution • Produce Packaging, Inc. • Rainbow Farms • Rainsboro Produce • Randy's Raisings • Rex Gees Orchard • Rhoads Farm • Ross County Correctional Institution • R.S. Hanline Company • Rufener Hilltop Farms & Market • Schmidt Farms • Scioto Valley Produce Auction • Shenk's Produce • Szalay's Farm • Walcher Farms • Walnut Drive Gardens • Way Farms, LLC • Wenger's Produce • Wesler Orchard • White House Fruit Farm, Inc. • Wiers Farm, Inc. • Wishwell Farms • Witten Farm, Inc.

Commodity	Lbs	Cost/Lb	Commodity	Lbs	Cost/Lb	Commodity	Lbs	Cost/Lb
Apple Cider	4,032	\$0.0476	Cucumbers	717,994	\$0.1900	Spinach	360	\$0.5500
Apples	4,002,271	\$0.2505	Greens	568,120	\$0.3232	Squash	325,983	\$0.2213
Beans	968,106	\$0.2461	Herbs	101	\$0.4984	Summer Squash	1,393,661	\$0.3437
Beets	166,766	\$0.3205	Lettuce	269,408	\$0.3046	Sweet Potatoes	2,841,854	\$0.1947
Berries	4,785	\$1.3200	Melons	2,946,554	\$0.1611	Tomatoes	952,355	\$0.3111
Cabbage	3,198,745	\$0.1688	Onions	4,204,415	\$0.1534	Tree Fruit	1,311,859	\$0.3327
Carrots	1,222,512	\$0.1721	Parsnips	8,100	\$0.2760	Turnips	146,055	\$0.3368
Cauliflower	77,283	\$0.1717	Peppers	970,230	\$0.3026	Total	41,233,539	\$0.1912
Celery	170,502	\$0.1694	Potatoes	12,515,098	\$0.1251			
Corn	2,043,981	\$0.2021	Radish	202,409	\$0.5362			



Governor's Summer Meals Programs

In 2012, Governor John R. Kasich and his Office of Faith-Based and Community Initiatives committed funding through an Executive Order to support a Weekend Meals Program for low-income children during the summer months. The following year, Governor Kasich added funding to launch a Rural Delivery Meals Program for underserved children, as well as funding for Mobile Farmers Markets targeted at low-income families with children.

Since then, we have partnered each year with the Governor's Office of Faith-Based and Community Initiatives and the Ohio Department of Job and Family Services to operate a suite of innovative, state-funded summer meals programs for at-risk children in high-need communities. We're so proud of the impact these programs have made on the health and wellbeing of thousands of Ohio kids.



Thank you to the vendors who partnered with us on these programs:

Acorn Distributors • Big Daddy Foods • Buddy Foods • Burnette Foods • Buurma Farms • Castellini Company • Champion Foodservice • Clark Fruit and Vegetable Farm • Country Pure • Darlington • Ellet's Farm Products, Inc. • Eshleman Fruit Farm • Feeding America • Food Finders • Gibbs McCormick • Good Source Solutions • Green Field Farms • Hickory Harvest • Hurley Farms • International Paper • LA Foods • Lanning's Foods • McLane Global • National Food Group • Old Fashioned Foods • Produce Packaging, Inc. • Rainsboro Produce • Second Harvest Foodbank of Middle Tennessee • Simco • SunOpta • The Food Exchange • Wiers Farm, Inc. • Zwanenberg



Weekend Meals Program

Through this program, we provide kid-friendly, shelf-stable meals for children attending Summer Food Service Program (SFSP) sites to take home to eat over the weekend. Each bag of weekend meals contains two breakfasts, two lunches, and two dinners, with items like cereal, ravioli, dried fruit, milk, tomato soup, yogurt, and chicken salad. In summer 2018, we partnered with 30 SFSP sponsors to distribute take-home weekend meals to about 10,000 children each week, for 600,000 meals total.



Rural Delivery Meals Program

Many children, especially in rural, remote areas of the state, don't have access to traditional SFSP sites. Some don't have transportation to get to a site, and for others, there simply aren't summer food program sites available. This program provides a week's worth of kid-friendly, shelf-stable meals to children in counties identified as high-need. Each child receives lunches for each day of the week, in addition to two breakfasts, lunches, and dinners for over the weekend. Items include applesauce, macaroni and cheese, juice, vegetable soup, pretzels, tuna salad, fruit snacks, and beef sticks.

In summer 2018, we partnered with 9 nonprofit organizations to deliver or distribute weekly boxes of take-home meals to about 4,400 children each week, for 484,000 meals total.



Mobile Farmers Market Program

In an effort to also connect low-income families with children with fresh fruits and vegetables and staple protein items, we distribute an array of those items at participating Weekend Meals Program and Rural Delivery Meals Program sites. These products help families to stretch limited food purchasing dollars when school is out and children are at home throughout the day during the summer months.

Popular items in summer 2018 included pineapple, watermelon, peaches, bananas, cantaloupe, honeydew, carrots, cauliflower, cucumbers, cabbage, sweet corn, tomatoes, yellow squash, peppers, and peanut butter.

In total, we distributed more than 1.1 million pounds of fruits, vegetables, and proteins at just 39 cents per pound, or less than 8 cents per serving.

The Ohio Benefit Bank™

The Ohio Association of Foodbanks has been proud to implement The Ohio Benefit Bank (OBB™) since 2006. The OBB was designed to ensure that low- and moderate-income Ohioans could access the existing work support programs and tax credits intended to help their households gain stability and meet their basic needs. Through a combination of user-friendly technology and community-based outreach and assistance, the OBB has contributed to incredible strides in Ohio’s social service sector, and in the lives of hundreds of thousands of people.



The OBB has evolved over the past 12 years to respond to changing needs and new challenges. We launched a self-serve platform in 2010 to allow Ohioans to complete their own benefit applications and file their own tax returns. We migrated our counselor training to online and on-demand in 2016. We partnered with Commually, developers of The Benefit Bank®, to add case management tools for counselors providing next level services. Our member foodbanks have outstationed in prison facilities to prepare inmates for reentry as part of our statewide USDA SNAP Outreach Plan. We have always been committed to providing responsive and innovative services.

Our longtime supporter, the Ohio Department of Job and Family Services (ODJFS), completed a four-year-long conversion to a new state-based-only online application platform in summer 2018 and have discontinued support for The Benefit Bank platform. However, we continue to partner with ODJFS on the state’s USDA SNAP Outreach Plan, and we hope to secure funding to continue providing access to The Benefit Bank for the 1,100 organizations and 3,300 counselors who use it to provide services in their communities. While the future of the OBB is uncertain, our commitment to serving Ohioans in need will not waver.

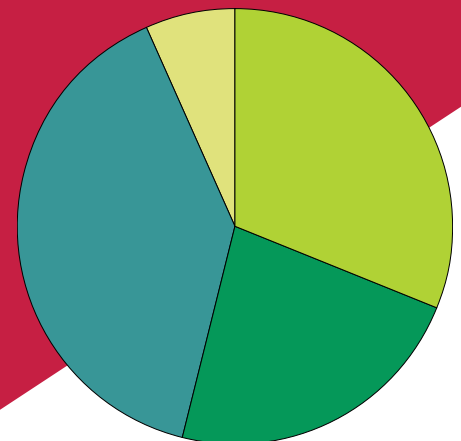
Since 2006, The Ohio Benefit Bank has helped to connect more than one million people with nearly \$2 billion in potential work support programs, benefits, and tax credits.

\$603,429,698
Food Assistance
 Value of potential Supplemental Nutrition Assistance Program (SNAP) benefits obtained

\$761,746,318
Health Coverage
 Value of potential health coverage obtained through programs like Healthy Start and Aged, Blind, and Disabled Medicaid

\$438,877,982
Tax Credits & Refunds
 Value of potential tax refunds and credits, including Earned Income Tax Credits and Child Tax Credits, obtained through free tax filing assistance

\$127,130,775
Other Programs
 Value of potential benefits obtained through programs like energy assistance (HEAP), student aid, cash assistance, and more





Franklin County Work Experience Program

Operated in partnership with the Franklin County Department of Job and Family Services to connect unemployed, able-bodied adults without dependents to work experience opportunities



Work Readiness

In state fiscal year (SFY) 2018, we completed work readiness assessments with 1,743 Franklin County adults, identifying barriers to employment and placing participants into work experience slots at community-based locations. Since late 2013, we have completed nearly 12,000 assessments.



Work Experience

We partner with 55 community-based organizations that serve as host sites for Work Experience Program participants. Participants who continue to report to their host sites maintain their SNAP benefits while gaining valuable job skills.



Paid Employment

We hope to provide a pathway to employment and stability for program participants. In SFY 2018, 188 participants found paid employment, earning an average of \$9.80/hour, and exited the program.

VOCATIONAL EDUCATION

We're focused on connecting our participants with tools and skills that will help them secure long-term, stable employment. In SFY 2018, we enrolled WEP participants in vocational education programs including state-tested nurse aide (STNA) certification, commercial driver's licensure (CDL), peace officer training, and more.



National Service

Since 2006, we have partnered with the Corporation for National and Community Service to deploy AmeriCorps VISTA members and AmeriCorps VISTA Summer Associates throughout Ohio. These national service members work full-time to build the capacity of hunger and poverty fighting organizations and leave a lasting positive impact on their communities. Their projects and positions vary widely, but all contribute to a shared mission to develop and expand innovative programs and solutions that address hunger and poverty. We are proud to support local nonprofits with AmeriCorps VISTA resources and to provide real-world experience for the next generation of nonprofit leaders.



When our members are sworn into service, they take the same oath as the one taken by those entering military service. They each assume the responsibility of carrying out a specific Volunteer Assignment Description, which serves as a detailed guide of their goals and objectives. VISTAs receive modest living stipends set at the poverty level and are eligible for an Education Award to help pay for higher education expenses upon completion of their service.



Our AmeriCorps VISTA members participate in four National Days of Service during their terms. This year, our members came together for a 9/11 service project, cleaning and restoring 245 headstones for U.S. veterans laid to rest at Green Lawn Cemetery in Columbus (pictured above). Some of our southeast Ohio members collaborated with CNCS to host a National Service Recognition Day event in Athens featuring local mayors and elected officials.



Our AmeriCorps VISTA Summer Associates work on projects focused on fighting childhood hunger. Most of them serve at Summer Food Service Programs, where they prepare meals, provide nutrition education, recruit volunteers, plan activities, and more. Others support projects like community gardens and produce distributions. In summer 2018, 67 AmeriCorps VISTA Summer Associates helped their host sites to provide about 420,000 meals.



Our host sites tell us they find AmeriCorps VISTA members invaluable. As one host site put it this year, “[The VISTAs] showed up on time, worked hard, and truly energized everyone around them. I would have given any of them permanent positions in our organization. Sometimes you just get extra hands, but sometimes you get young people who remind us why we do what we do, and end up making all of us better at it. They were all absolute rock stars.”

Since 2006, the Ohio Association of Foodbanks has deployed more than 1,200 AmeriCorps VISTA members to fight poverty in local communities.



Resource Development

Our AmeriCorps VISTA members raised more than \$893,653, including \$766,124 in cash and \$127,529 in-kind, last year. Since 2006, our members have raised more than \$4.15 million in cash and in-kind donations to build the capacity of their host sites and communities.



Food Security

In state fiscal year 2018, our AmeriCorps VISTA members established 121 new systems and processes for serving food insecure clients. Those systems helped to provide 16,330 clients with referrals for help with food or nutrition education. Additionally, VISTA members completed 485 outreach events and presentations to advance and promote their work.



Volunteer Generation

Just last year, our AmeriCorps VISTA members recruited 1,162 volunteers who served 4,560 volunteer hours in their communities. Since inception, our members have recruited 38,985 volunteers who have dedicated 339,454 hours of volunteer service to local nonprofits.



VISTA

Volunteers in Service to America

Public Policy Advocacy in 2018

Throughout the past year, we have fought to advocate for food insecure Ohioans during seemingly constant public policy debates at the state and federal levels. As Ohio's leading anti-hunger advocate, we know that the emergency hunger relief network we represent can't begin to meet the demand for help with food on its own. In fact, the Supplemental Nutrition Assistance Program (SNAP, formerly known as food stamps) is our nation's first and most critical line of defense against hunger.



Unfortunately, SNAP has been repeatedly attacked through a variety of misinformed proposals that fail to acknowledge the significant value of SNAP to not only food insecure families, but our local and state economies in whole. From presidential budget proposals to Farm Bill hearings, this longstanding and proven nutrition program has been threatened over and over again.

Along with our member foodbanks, we spoke with Ohio's congressional delegation during in-district site visits and meetings on Capitol Hill, sharing the message that our network can't fight hunger on our own, and that SNAP should be protected and strengthened.

We will continue to advocate on behalf of the more than 2 million people we serve and to fight for programs and policies that address food insecurity and its roots causes. Thank you to all of the organizations and individuals that joined us this year in raising their voices.





PARTNERS WHO SUPPORTED US

PRIVATE FUNDERS

Arby's Foundation
 Boost Mobile Cellulions, LLC
 BrightFarms
 CareSource Foundation
 Center on Budget and Policy Priorities
 The Columbus Foundation, including the Thomas G. and Monie B. Berger, Alice and Robert Estrich, John G. and Margaret J. Richards, Dr. Robert A. and Martha O. Schoenlaub, William S. and Beryl P. Gould, R. Leo and Juanita Lee Prindle, David L. Rinker, and Harry J. and Marion A. Schreiner Funds
 Farm Credit Mid-America
 The George Gund Foundation
 MAZON: A Jewish Response to Hunger
 New Venture Fund
 Ohio Association of School Business Officials
 Ohio Poultry Association
 Optica/WorldRisk Insurance Solutions
 Richard and Linda Gunther Fund
 Robert S. Mills and Judith E. Kleen Fund
 Share Our Strength
 Walmart Foundation State Giving Program

PUBLIC FUNDERS

132nd Ohio General Assembly
 Corporation for National and Community Service
 Franklin County Dept. of Job and Family Services
 Governor's Office of Faith-Based and Community Initiatives
 Office of Governor John R. Kasich
 Ohio Dept. of Aging
 Ohio Dept. of Education
 Ohio Dept. of Job and Family Services
 Ohio Dept. of Rehabilitation and Correction
 Ohio Development Services Agency
 U.S. Dept. of Agriculture Food and Nutrition Service

INDIVIDUAL DONORS

Joe Bindas
 Elizabeth Buck
 John Carney
 Joseph Cornely
 Julia and Huffman Heisey
 Patricia Hubbard
 David McCoy and Christine Knisely
 Junilu Lacar
 Diana Langford
 Patricia Moss
 Bryan and Michelle Nichols
 Louis and Claudia Perge
 Erlina Pollitt
 Debbie Ripley
 Patricia Tickle

PARTNERS WE SUPPORTED

OBB TAX GRANTEES

Adams-Brown Counties Economic Opportunities
 Community Action Committee of Pike County
 Community Action Wayne/Medina
 Fish Choice Pantry
 HHWP Community Action Commission
 Interfaith Hospitality Network Warren County
 Lancaster-Fairfield Community Action Agency
 Lutheran Social Services of Central Ohio
 Lutheran Social Services of Northwestern Ohio
 Military Veterans Resource Center
 NeighborWorks Toledo Region
 Northwestern Ohio Community Action
 Pickaway County Community Action
 Potter's House Ministries
 Ross County Community Action Commission
 The Well at Sunnyside
 Thea Bowman Center
 United Way of Coshocton County
 United Way of Erie County
 United Way of Greater Stark County
 United Way of Knox County
 United Way of Muskingum, Perry, and Morgan
 YWCA of Youngstown

SUMMER PROGRAM SPONSORS

Adams-Brown Counties Economic Opportunities
 CAO of Scioto County
 City of Cleveland
 COAD/RSVP of the Ohio Valley
 Community Action Committee of Pike County
 Country Neighbor Program
 Dayton Public Schools
 Elgin Local Schools

Freestore Foodbank
 Fremont City Schools
 Highland County Community Action
 Ironton Lawrence County Area CAO
 Kenton City Schools
 Marion City Schools
 Meigs Local School District
 Neighborhood Ministries
 New Lexington City Schools
 Northwestern Ohio Community Action
 Potter's House Ministries
 Reynoldsburg City Schools
 Ross County Community Action Commission
 Salvation Army Middletown
 Second Harvest Food Bank of Clark, Champaign, and Logan Counties
 SE Ohio Foodbank & Kitchen
 St. Francis Evangelization Center
 Stark County Community Action Agency
 TLC Ministries
 Westerville Area Resource Ministry
 Washington-Morgan Community Action
 The Well at Sunnyside
 YWCA of Van Wert County

SHARECORPS HOST SITES

Akron-Canton Regional Foodbank
 CAC of Belmont County
 Camp Chabad
 Churches Active in Northside
 City of Bedford Heights
 COAD/RSVP of the Ohio Valley
 Columbus City Schools
 Community Action Council of Portage County
 Community Development for All People
 Community Refugee and Immigration Services

Conneaut Human Resources Center
 The Foodbank, Inc.
 Food for Thought
 Freestore Foodbank
 Furniture Bank of Central Ohio
 GRAD Cincinnati
 Greater Cleveland Food Bank
 Hall Hunger Initiative
 Homeless Families Foundation
 Homeport
 Lodi Family Center
 Lorain County Community College
 Marion City Schools
 Mayor's Partnership for Progress
 Mid-Ohio Foodbank
 Neighborhood Ministries
 Northwestern Ohio Community Action
 Ohio University Kids on Campus
 Otterbein University
 Potter's House Ministries
 SE Ohio Foodbank & Kitchen
 Second Harvest Food Bank of North Central Ohio
 SON Ministries
 The University Church
 Thea Bowman Center
 TLC Ministries
 Toledo Northwestern Ohio Food Bank
 Vineyard Community Center
 Washington-Morgan Community Action
 Washington United Church of Christ
 Westerville Area Resource Ministry
 Working in Neighborhoods
 Worthington Resource Pantry
 YMCA of Dayton
 YWCA Columbus

Detailed service statistics for every county in Ohio, grouped by foodbank

Pounds of Food Distributed, by Source

Meal Site Statistics

	Donated	TEFAP <i>The Emergency Food Assistance Program</i>	CSFP <i>Commodity Supplemental Food</i>	Purchased	ACP <i>Ohio Agricultural Clearance Program</i>	OFP <i>Ohio Food Program</i>	Total	People	Meals
Akron-Canton Regional Foodbank									
Carroll	477,152	173,991	3,776	85,809	118,843	37,276	896,847	203	295
Holmes	522,666	97,161	2,059	56,974	195,922	205,336	1,080,118	0	0
Medina	580,983	164,624	15,108	179,113	174,813	80,159	1,194,800	22,866	58,569
Portage	645,203	194,178	7,112	181,442	266,596	135,620	1,430,151	42,635	93,746
Stark	4,473,622	875,704	82,919	441,090	1,255,774	540,045	7,669,154	250,843	349,727
Summit	6,603,262	1,003,429	112,755	1,277,596	1,592,004	885,887	11,474,933	249,221	441,411
Tuscarawas	2,203,651	855,479	7,233	206,287	1,161,184	401,121	4,834,955	34,035	62,090
Wayne	786,070	130,834	8,845	161,383	339,247	186,568	1,612,947	45,536	91,285
Total	16,292,609	3,495,400	239,807	2,589,694	5,104,383	2,472,012	30,193,905	645,339	1,097,123
The Foodbank, Inc.									
Greene	665,226	269,380	10,000	102,355	309,927	101,395	1,458,283	4,222	14,541
Montgomery	5,163,885	1,093,151	255,429	1,076,512	2,684,931	804,114	11,078,022	205,682	710,928
Preble	98,862	62,942	N/A	64,581	71,734	17,715	315,294	105	1,470
Total	5,927,973	1,425,473	265,429	1,243,448	3,066,592	922,684	12,851,599	210,009	726,939
Freestore Foodbank									
Adams	147,704	131,020	24,329	75,215	111,907	151,368	641,543	448	535
Brown	266,688	263,280	23,566	90,528	177,043	275,927	1,097,032	0	0
Clermont	539,969	172,223	50,893	223,498	117,762	188,409	1,292,754	4,098	5,358
Clinton	231,414	48,188	14,366	109,901	95,914	46,312	546,095	335	49,600
Hamilton	4,506,197	1,185,957	183,600	1,712,945	1,301,374	1,058,429	9,948,502	113,025	393,034
Highland	207,837	138,621	77,611	97,184	146,468	131,834	799,555	697	27,937
Pike	139,335	51,193	38,745	72,912	24,857	55,790	382,832	210	10,080
Scioto	411,089	259,752	79,045	308,350	565,132	421,466	2,044,834	15,444	45,968
Total	6,450,233	2,250,234	492,155	2,690,533	2,540,457	2,329,535	16,753,147	134,257	532,512
Greater Cleveland Food Bank									
Ashland	326,374	100,080	17,695	71,347	159,332	23,639	698,467	15,766	21,350
Ashtabula	652,289	337,742	N/A	80,305	369,880	77,259	1,517,475	20,472	40,144
Cuyahoga	18,631,560	4,830,888	388,256	3,740,580	6,683,873	2,001,141	36,276,298	586,831	2,037,944
Geauga	436,988	127,156	N/A	84,138	153,881	38,230	840,393	986	24,497
Lake	1,477,844	501,849	20,439	334,936	442,234	179,122	2,956,424	61,351	88,596
Richland	929,067	368,935	25,788	142,567	352,018	126,287	1,944,662	13,758	85,310
Total	22,454,122	6,266,650	452,178	4,453,873	8,161,218	2,445,678	44,233,719	699,164	2,297,841
Mid-Ohio Foodbank									
Belmont	1,182,585	68,647	148,476	262,353	469,808	43,881	2,175,750	6,464	50,564
Coshocton	397,517	14,503	114,574	83,135	145,433	22,840	778,002	101,142	101,142
Delaware	593,100	106,976	122,900	316,565	299,571	13,526	1,452,638	768	768
Fairfield	1,520,060	284,876	119,708	542,719	616,747	44,717	3,128,827	113,650	157,091
Fayette	445,279	59,672	85,360	168,983	198,479	44,563	1,002,336	13,909	14,519
Franklin	15,818,064	3,307,340	766,756	5,101,754	8,077,202	735,781	33,806,897	699,871	1,303,991
Guernsey	445,845	79,396	126,488	153,799	264,287	32,896	1,102,711	49,479	190,520
Harrison	144,831	29,002	98,940	88,495	53,929	8,203	423,400	0	0
Jefferson	805,783	202,615	71,392	336,829	326,577	47,891	1,791,087	12,560	25,690
Knox	849,429	163,314	51,315	236,571	169,963	49,547	1,520,139	22,185	47,420
Licking	2,223,681	393,513	156,364	291,927	713,718	57,726	3,836,929	111,439	150,742
Madison	487,090	117,898	29,740	85,422	80,831	35,780	836,761	10,444	10,444
Marion	866,553	166,951	106,704	272,642	316,796	38,342	1,767,988	65,357	76,199
Monroe	153,613	45,128	54,708	58,077	99,166	11,439	422,131	11,760	11,760
Morrow	297,917	138,678	50,052	109,794	163,383	46,462	806,286	825	825
Muskingum	943,181	177,832	166,840	236,073	312,056	65,603	1,901,585	326,872	372,443
Noble	103,707	52,024	47,724	122,148	75,440	5,897	406,940	14,593	14,593
Pickaway	403,137	53,839	90,016	123,257	106,261	15,453	791,963	102,115	106,474
Ross	1,402,304	299,604	62,080	317,742	429,221	76,545	2,587,496	3,624	5,164
Union	290,627	31,185	82,260	99,496	33,789	2,084	539,441	12,330	12,809
Total	29,374,303	5,792,993	2,552,397	9,007,781	12,952,657	1,399,176	61,079,307	1,679,387	2,653,158

Shelter Statistics		Food Pantry Service Statistics						
People	Meals	Households without children			Households with children			
		HHS	Adults	Seniors	HHS	Adults	Seniors	Children
7,853	158,199	9,430	9,601	7,315	5,950	13,149	1,755	12,658
15,494	101,213	5,929	6,600	4,662	5,365	11,735	1,390	12,277
13,720	48,878	12,396	12,221	10,484	9,205	18,676	3,024	20,845
23,928	167,461	17,887	19,962	11,629	10,675	20,292	2,579	23,040
71,503	194,258	73,625	86,809	48,376	54,301	114,995	17,360	124,796
170,465	1,069,361	101,301	114,940	62,890	73,143	137,024	23,824	159,845
13,782	85,524	35,492	45,325	28,952	31,379	72,891	8,682	71,887
62,616	176,791	20,140	22,545	14,942	12,765	25,373	2,659	26,926
379,361	2,001,685	276,200	318,003	189,250	202,783	414,135	61,273	452,274
0	0	17,834	19,188	13,107	13,568	27,137	4,454	30,282
15,444	104,907	113,030	129,262	64,502	78,663	158,692	23,440	174,292
198	5,501	4,359	4,491	2,884	2,396	4,998	571	4,989
15,642	110,408	135,223	152,941	80,493	94,627	190,827	28,465	209,563
150	150	10,400	11,238	6,354	5,738	11,267	1,520	12,184
0	0	4,212	2,930	3,564	2,677	4,897	1,137	6,089
0	0	14,960	16,522	9,677	12,189	25,948	3,176	24,295
0	0	6,395	5,546	4,081	2,719	5,413	741	5,978
38,561	454,793	88,374	80,375	42,289	49,491	84,351	11,641	106,700
0	0	13,500	11,422	10,235	7,999	15,246	1,806	16,209
0	0	9,354	7,721	5,141	5,164	8,035	866	8,497
1,325	1,325	29,234	26,856	19,374	15,607	26,736	4,361	20,730
40,036	456,268	176,429	162,610	100,715	101,584	181,893	25,248	200,682
0	0	4,227	4,407	2,670	2,345	4,384	405	5,283
952	8,802	15,320	15,524	13,251	8,293	16,965	3,082	17,908
100,000	1,585,361	346,647	280,869	244,751	155,279	278,983	58,813	355,510
1,011	27,968	6,720	6,504	5,953	2,793	5,825	704	5,517
1,527	8,213	32,526	32,406	24,955	18,902	40,758	5,789	42,238
0	0	33,456	32,941	21,896	16,272	30,803	5,748	35,887
103,490	1,630,344	438,896	372,651	313,476	203,884	377,718	74,541	462,343
1,268	20,301	11,328	11,099	7,762	5,570	9,914	1,489	8,391
0	0	1,997	2,478	1,362	1,384	2,990	394	3,117
3,519	20,444	11,287	11,987	8,600	8,848	16,970	3,445	16,782
20,568	189,504	24,122	24,328	15,413	19,190	34,625	3,867	36,378
0	0	7,374	7,984	5,250	3,821	7,664	1,335	8,089
47,326	425,397	195,668	227,120	119,612	195,256	416,478	56,894	469,053
1,637	1,637	9,324	9,803	7,473	3,916	8,172	1,418	7,617
0	0	2,036	1,889	1,004	2,984	3,267	392	3,127
32	4,928	15,082	15,083	10,429	8,802	13,730	1,829	16,130
2,397	48,825	13,372	12,796	8,043	11,438	15,972	2,036	16,960
41,971	211,448	47,812	40,911	33,933	17,416	34,292	6,649	36,341
973	23,799	7,688	9,092	5,699	6,596	14,966	1,857	15,637
2,058	17,977	11,809	13,591	7,508	8,741	17,263	2,958	16,989
0	0	2,299	2,378	1,929	1,226	2,647	274	2,614
0	0	8,824	9,144	7,306	6,206	12,439	2,405	12,970
546	10,336	12,050	13,132	7,657	6,920	14,124	1,526	14,957
6,318	69,226	4,334	4,367	2,985	2,183	3,978	442	4,088
2,350	51,769	4,640	4,385	3,370	4,380	7,482	928	8,247
2,782	164,177	16,107	17,522	11,202	12,418	25,717	3,776	25,949
152	11,630	5,100	5,570	3,643	4,084	8,359	949	8,817
133,897	1,271,398	412,253	444,659	270,180	331,379	671,049	94,863	732,253

Detailed service statistics for every county in Ohio, grouped by foodbank

Pounds of Food Distributed, by Source

Meal Site Statistics

	Donated	TEFAP <i>The Emergency Food Assistance Program</i>	CSFP <i>Commodity Supplemental Food</i>	Purchased	ACP <i>Ohio Agricultural Clearance Program</i>	OFF <i>Ohio Food Program</i>	Total	People	Meals
Second Harvest Food Bank of Clark, Champaign and Logan									
Champaign	351,587	144,227	60,487	163,530	104,032	74,238	898,101	50,171	64,435
Clark	2,530,637	569,571	340,028	1,411,860	430,915	361,309	5,644,320	18,884	54,490
Logan	246,219	99,042	62,940	113,840	39,940	50,451	612,432	17,770	26,381
Total	3,128,443	812,840	463,455	1,689,230	574,887	485,998	7,154,853	86,825	145,306
Second Harvest Food Bank of the Mahoning Valley									
Columbiana	649,255	308,698	44,835	119,287	375,993	177,118	1,675,186	10,637	11,659
Mahoning	2,423,886	1,080,442	156,927	445,338	1,315,975	619,920	6,042,488	26,681	28,199
Trumbull	1,211,943	540,224	78,465	222,669	657,991	309,960	3,021,252	81,747	132,207
Total	4,285,084	1,929,364	280,227	787,294	2,349,959	1,106,998	10,738,926	119,065	172,065
Second Harvest Food Bank of North Central Ohio									
Crawford	255,869	100,572	51,641	52,193	71,209	50,324	581,808	1,612	2,455
Erie	462,952	193,221	62,348	88,244	190,619	71,114	1,068,498	84,115	89,206
Huron	730,031	223,773	55,506	118,265	255,875	184,320	1,567,770	9,237	7,933
Lorain	2,534,169	851,702	211,023	517,735	913,250	360,290	5,388,169	378,794	505,127
Total	3,983,021	1,369,268	380,518	776,437	1,430,953	666,048	8,606,245	473,758	604,721
SE Ohio Foodbank & Kitchen									
Athens	257,272	169,485	170,271	184,547	247,420	151,920	1,180,915	5,997	8,993
Gallia	60,147	59,962	97,500	3,443	66,440	42,487	329,979	0	0
Hocking	208,065	121,556	126,646	54,674	226,294	91,556	828,791	580	601
Jackson	234,922	76,804	153,587	23,227	348,840	60,519	897,899	376	484
Lawrence	0	187,019	157,885	205	95,917	66,150	507,176	0	0
Meigs	35,783	47,262	87,850	6,432	89,258	28,906	295,491	0	0
Morgan	43,967	49,639	57,619	10,558	71,588	47,662	281,033	0	0
Perry	65,405	43,725	154,040	41,595	101,712	40,132	446,609	0	0
Vinton	124,256	57,510	60,690	40,318	71,661	31,920	386,355	0	0
Washington	133,454	90,675	146,803	56,585	73,939	45,327	546,783	0	0
Total	1,163,271	903,637	1,212,891	421,584	1,393,069	606,579	5,701,031	6,953	10,078
Shared Harvest Foodbank									
Butler	1,888,037	632,505	277,667	49,158	358,245	498,993	3,704,606	180,570	247,656
Darke	217,371	24,628	56,198	13,170	0	22,720	334,087	945	71,565
Miami	484,981	152,714	55,673	26,216	18,905	149,547	888,036	9,978	41,772
Preble	43,534	45,770	42,466	5,692	3,475	29,951	170,888	0	0
Warren	610,517	267,721	84,915	82,942	24,750	162,918	1,233,763	0	0
Total	3,244,440	1,123,338	516,919	177,178	405,375	864,128	6,331,379	191,493	360,993
Toledo Northwestern Ohio Food Bank									
Defiance	648,867	N/A	N/A	16,460	227,013	171,803	1,064,143	17,892	18,725
Fulton	141,792	N/A	N/A	10,467	42,908	86,589	281,756	2,670	2,670
Henry	77,200	N/A	N/A	6,774	38,328	27,736	150,038	0	0
Lucas	1,886,684	N/A	N/A	52,546	315,616	782,276	3,037,122	63,777	147,112
Ottawa	168,607	N/A	N/A	5,843	89,412	27,688	291,550	416	2,427
Sandusky	178,892	N/A	N/A	2,803	117,668	93,695	393,058	4,374	7,087
Williams	244,095	N/A	N/A	7,236	82,006	70,511	403,848	0	0
Wood	381,330	N/A	N/A	7,347	154,036	174,191	716,904	3,990	15,880
Total	3,727,467	N/A	N/A	109,476	1,066,987	1,434,489	6,338,419	93,119	193,901

Shelter Statistics		Food Pantry Service Statistics						
People	Meals	Households without children			Households with children			
		HHS	Adults	Seniors	HHS	Adults	Seniors	Children
47,315	61,584	8,942	8,245	6,781	5,454	11,059	1,828	12,151
17,946	102,716	27,440	32,811	18,825	23,557	51,725	7,502	56,073
6,440	10,974	4,694	4,531	4,078	3,451	6,302	1,175	7,068
71,701	175,274	41,076	45,587	29,684	32,462	69,086	10,505	75,292
0	0	28,561	30,945	20,990	18,247	35,962	4,387	38,891
1,664	94,381	38,486	32,584	32,474	24,542	37,609	9,613	51,027
1,037	64,073	37,063	35,954	23,420	20,991	33,725	4,147	42,164
2,701	158,454	104,110	99,483	76,884	63,780	107,296	18,147	132,082
0	0	8,646	8,780	6,408	4,122	8,606	1,262	8,960
14,842	12,015	13,002	13,656	8,014	9,819	17,128	2,181	21,665
0	0	14,727	14,670	11,099	14,376	23,624	2,830	26,024
29,668	39,037	63,382	79,740	44,851	59,521	113,488	21,694	136,428
44,510	51,052	99,757	116,846	70,372	87,838	162,846	27,967	193,077
0	0	14,879	16,014	9,725	9,875	20,054	2,890	22,842
0	0	4,030	3,636	3,313	2,308	4,670	991	4,475
0	0	6,910	6,532	5,497	4,239	8,442	1,104	8,998
20	20	8,530	7,434	7,812	4,198	6,989	1,671	6,948
0	0	8,224	8,471	6,221	4,864	10,086	1,904	9,867
0	0	4,467	3,386	4,241	1,491	2,771	385	2,732
0	0	3,572	2,516	3,135	1,489	2,780	640	2,749
0	0	4,614	5,964	3,491	3,111	6,261	995	6,275
318	17,681	3,922	3,684	3,411	2,024	4,026	606	4,713
1,769	2,044	6,914	5,979	5,009	3,214	6,333	868	6,454
2,107	19,745	66,062	63,616	51,855	36,813	72,412	12,054	76,053
1,171	25,083	43,235	51,946	24,685	27,688	54,826	7,471	61,783
0	0	1,857	2,282	1,126	1,850	4,488	507	4,612
2,838	18,179	9,097	9,131	6,348	6,633	17,380	2,752	16,596
251	1,248	1,882	1,981	1,132	1,533	3,358	406	3,623
876	31,253	10,635	11,907	7,288	10,193	20,556	2,481	23,167
5,136	75,763	66,706	77,247	40,579	47,897	100,608	13,617	109,781
11,114	30,719	8,792	10,081	6,174	5,728	12,660	1,156	12,902
13,830	62,358	3,602	3,808	2,516	2,631	5,181	620	5,792
1,321	27,109	1,276	1,308	1,076	734	1,777	303	1,862
56,248	607,576	58,842	62,586	33,436	39,634	62,363	10,289	83,306
23	3,596	4,376	2,811	3,021	2,007	3,161	426	3,480
23,813	26,085	6,600	6,412	4,387	4,273	7,567	1,462	10,069
0	0	6,263	6,198	5,037	3,451	7,619	844	7,161
3,606	30,075	9,589	8,171	8,338	5,397	10,368	1,523	11,901
109,955	787,518	99,340	101,375	63,985	63,855	110,696	16,623	136,473

Detailed service statistics for every county in Ohio, grouped by foodbank

West Ohio Food Bank

Allen
Auglaize
Hancock
Hardin
Mercer
Paulding
Putnam
Seneca
Shelby
Van Wert
Wyandot
Total

	Pounds of Food Distributed, by Source							Meal Site Statistics	
	Donated	TEFAP <i>The Emergency Food Assistance Program</i>	CSFP <i>Commodity Supplemental Food</i>	Purchased	ACP <i>Ohio Agricultural Clearance Program</i>	OFF <i>Ohio Food Program</i>	Total	People	Meals
Allen	1,663,230	310,942	172,929	21,400	523,451	205,901	2,897,853	20,406	39,936
Auglaize	134,257	50,700	32,145	3,670	36,625	34,952	292,349	17,946	25,076
Hancock	313,641	109,797	26,874	3,452	18,008	59,958	531,730	1,920	3,326
Hardin	156,573	56,329	57,343	746	70,419	43,755	385,165	35	62
Mercer	92,405	39,539	18,575	40	114,330	67,951	332,840	0	0
Paulding	9,839	36,215	29,659	3,127	16,522	23,422	118,784	339	471
Putnam	35,596	49,269	11,291	4,410	29,649	30,646	160,861	279	3,348
Seneca	248,442	91,725	68,164	2,291	75,699	70,778	557,099	4,950	26,800
Shelby	140,505	67,093	36,767	696	142,516	41,852	429,429	23,328	29,284
Van Wert	75,714	52,866	14,032	3,521	68,688	38,946	253,767	179	9,604
Wyandot	40,408	23,089	28,099	300	23,491	26,200	141,587	2,984	3,274
Total	2,910,610	887,564	495,878	43,653	1,119,398	644,361	6,101,464	72,366	141,181

Ohio Association of Foodbanks

Statewide Total

Statewide Total	102,941,576	26,256,761	7,351,854	23,990,181	40,165,935	15,377,686	216,083,994	4,411,735	8,935,818
-----------------	-------------	------------	-----------	------------	------------	------------	-------------	-----------	-----------



Feeding hungry Ohioans since 1991

More than 27 years ago, Ohio's 12 Feeding America foodbanks created the Ohio Association of Foodbanks in a remarkable concerted effort to respond to Ohio's hunger crisis more effectively and efficiently. Since then, the association has secured and distributed more than 435 million pounds of food to help our member foodbanks achieve their missions.

Shelter Statistics		Food Pantry Service Statistics						
People	Meals	Households without children			Households with children			
		HHS	Adults	Seniors	HHS	Adults	Seniors	Children
29,898	87,617	27,916	27,456	22,562	17,138	31,000	6,250	38,757
4,705	5,211	2,692	2,257	2,119	2,090	3,178	544	4,865
0	0	9,997	11,182	6,072	8,071	14,020	1,080	15,932
127	5,355	4,500	4,709	3,336	2,953	6,240	836	6,468
0	0	2,315	2,398	1,667	2,055	3,313	330	4,204
0	0	2,150	2,397	1,503	1,010	2,107	157	2,505
0	0	6,768	5,605	5,649	4,378	7,906	916	10,261
810	23,931	5,799	5,214	4,105	4,158	8,191	703	9,197
0	0	9,230	10,359	6,834	6,372	13,366	1,346	13,374
952	1,693	4,263	4,684	2,862	3,164	6,730	858	7,394
0	0	2,308	1,475	1,957	881	1,769	209	1,871
36,492	123,807	77,938	77,736	58,666	52,270	97,820	13,229	114,828

945,028 6,861,716 1,993,990 2,032,754 1,346,139 1,319,172 2,556,386 396,532 2,894,701



SEMI PERISHABLE



Ohio's largest charitable
response to hunger since 1991

101 E. Town Street, Suite 540
Columbus, Ohio 43215
www.ohiofoodbanks.org