

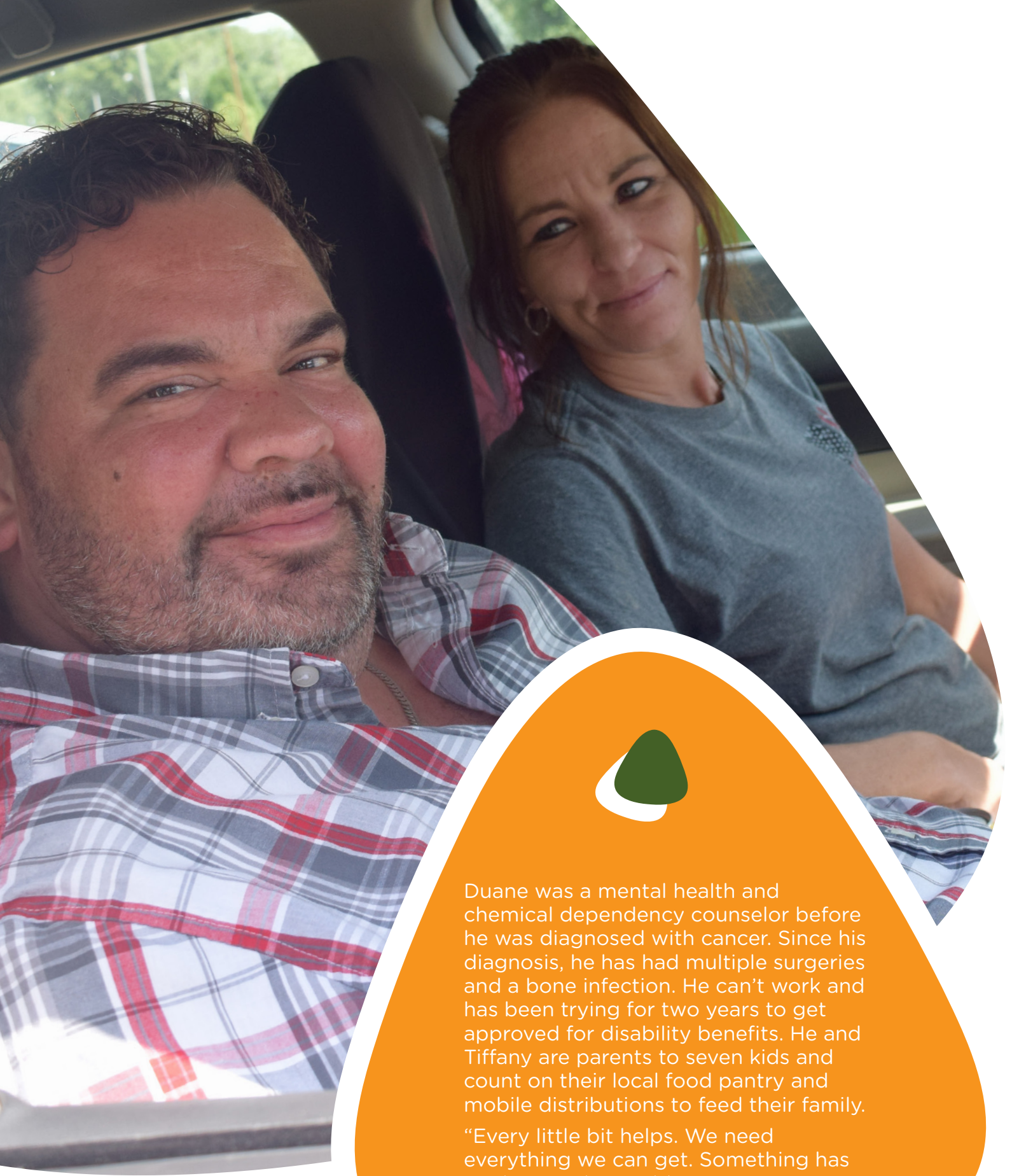


# Keeping our promise to strive for a Food Secure Tomorrow

2022 Annual Report



  
ASSOCIATION OF  
FOODBANKS



Duane was a mental health and chemical dependency counselor before he was diagnosed with cancer. Since his diagnosis, he has had multiple surgeries and a bone infection. He can't work and has been trying for two years to get approved for disability benefits. He and Tiffany are parents to seven kids and count on their local food pantry and mobile distributions to feed their family. "Every little bit helps. We need everything we can get. Something has to change, this problem is just going to get worse. God forbid your car breaks down."



# FROM OUR EXECUTIVE DIRECTOR

“It was the best of times, it was the worst of times... it was the spring of hope, it was the winter of despair...” Charles Dickens wrote of *A Tale of Two Cities*, set before and during the French Revolution. This year, like the hundreds of thousands of households that counted on us once, episodically, or regularly for help in 2022, Ohio foodbanks have experienced a similar roller coaster of surging optimism and deflated spirits.

In the first half of our 2022 fiscal year, Ohio families with kids received advance monthly payments of their expanded Child Tax Credits. We finally started to see some easing in demand for help, as families used those payments to buy food and meet other basic needs. Then, in the second half of the fiscal year, Congress failed to make the expanded Child Tax Credit permanent. Meanwhile, supply chain pressure, inflation, and rising costs for food, fuel, shelter, utilities, and more accelerated. Hunger and hardship has since escalated month by month.

While I wish desperately we were closing out a year that would leave the pain of the pandemic and its lingering impacts behind us, I do know one truth - Ohio donors, funders, volunteers, suppliers, and elected officials have never left us to do this work alone. I know we enter 2023 with Ohio communities in our corner.

## THANK YOU TO OUR 2022 BOARD OF DIRECTORS

**Julie Chase-Morefield, Chair**  
*Second Harvest Food Bank of North Central Ohio*

**Kurt Reiber, Vice Chair**  
*Freestore Foodbank*

**Tyra Jackson, Treasurer**  
*Second Harvest Food Bank of Clark, Champaign and Logan*

**Kristin Warzocha, Secretary**  
*Greater Cleveland Food Bank*

**James Caldwell, Member**  
*Toledo Northwestern Ohio Food Bank*

**Daniel Flowers, Member**  
*Akron-Canton Regional Foodbank*

**Matt Habash, Member**  
*Mid-Ohio Food Collective*

**Tommie Harner, Member**  
*West Ohio Food Bank*

**Kelly Hatas, Member**  
*SE Ohio Foodbank & Kitchen*

**Michael Iberis, Member**  
*Second Harvest Food Bank of the Mahoning Valley*

**Terry Perdue, Member**  
*Shared Harvest Foodbank*

**Michelle Riley, Member**  
*The Foodbank, Inc.*



### WHAT'S INSIDE:

FINANCIAL OVERVIEW, 4  
NETWORK OVERVIEW, 6  
FOOD PROGRAMS, 8

OTHER PROGRAMS, 16  
FUNDERS AND PARTNERS, 24  
DETAILED OUTCOMES, 28



## ▶ FINANCIAL OVERVIEW

### REVENUE SOURCES

Government Revenue	\$44,243,772
Foundation Revenue	\$408,183
Other Operating Income	\$648,299
Dues from Foodbanks	\$245,497
Donations	\$169,588
Interest Income	\$2,829
<b>Total Income</b>	<b>\$45,718,168</b>

### EXPENSES

Food Programs*	\$37,891,878
Other Programs**	\$5,011,936
Fundraising	\$49,908
Administration	\$904,916
<b>Total Expenses</b>	<b>\$43,858,638</b>

\*Includes Ohio Food Program and Agricultural Clearance Program and Governor's Summer Meals Programs \*\*Includes AmeriCorps, Benefits Outreach, Navigator Program, and Work Experience Program

We could not achieve our mission to provide food and other resources to people in need and to pursue areas of common interest for the benefit of people in need without the support of a variety of public and private partners and community members. See pages 24-27 for a full list of our funders and donors.



## ▶ MEET OUR TEAM

### LEADERSHIP

**Lisa Hamler-Fugitt**  
Executive Director

### FINANCE

**Kristyn Dahler**  
Director of Finance

**Alexander Margo**  
Finance Manager

### EXTERNAL AFFAIRS

**Joree Novotny**  
Director of External Affairs

**Sarah Kuhns**  
Advocacy & Administrative Coordinator

### FOOD PROGRAMS

**Carol Whitmer**  
Director, Grocery Procurement & Child Nutrition Initiatives

**Erin Wright**  
Director, Ohio Agricultural Clearance Program & Partner Relations

**Carrie Harshbarger**  
Food Resource Manager

### WORK EXPERIENCE PROGRAM

**Erinn Garrison**  
WEP Internal Program Manager

**Cortney Guelker**  
WEP External Program Manager

**Peggy Lehman**  
WEP Coordinator

**Kelly Ragland**  
WEP Coordinator

### NATIONAL AND COMMUNITY SERVICE

**Maureen Allen**  
Director of Community Services

**Carrie Dennis**  
National Service Program Coordinator

### HEALTH INITIATIVES & BENEFITS OUTREACH

**Zach Reat**  
Director of Health Initiatives

**Grace Wagner**  
Health Insurance Program Manager

**Jessica Renwick**  
Program Support Coordinator

**Patrick Hunter**  
Health Insurance Outreach Specialist

**Hibaq Deria**  
AmeriCorps VISTA



Joyce shares that she has been coming to the food pantry regularly to make ends meet since her husband died a decade ago. She tries to stretch what she has and what she gets.

“I see a lot of people struggling right now. It seems like they’re trying to turn us into vegetarians, with how expensive the meat is at the store. It’s just me, so if I get an abundance of things I’ll share with a family that doesn’t have. I’m grateful for the help.”

# ▶ NETWORK SNAPSHOT



Our statewide network of 12 Feeding America foodbanks and 3,571 member hunger relief agencies and programs provided 242,821,418 pounds of take-home groceries, or enough to provide 202 million meals, from July 1, 2021 to June 30, 2022.

Collectively, our network provided those take-home groceries to 3,582,367 households, made up of 9,887,520 household members, including 2,796,458 children (28.3%), 4,742,913 adults (48.0%), and 2,348,149 seniors (23.7%). Our network also provided 13.7 million prepared meals through shelters, hot meal sites, and Kids Cafes.



## Greater Cleveland Food Bank

1,128 member agencies serving 6 counties  
 50,048,082 pounds of food distributed  
 617,459 households with 1,516,243 household members served  
 354,268 (23.4%) children, 666,286 (43.9%) adults, 495,689 (32.7%) seniors



135 member agencies serving 4 counties  
 11,186,254 pounds of food distributed  
 225,415 households with 653,063 household members served  
 191,521 (29.3%) children, 303,285 (46.4%) adults, 158,257 (24.2%) seniors



563 member agencies serving 8 counties  
 27,458,060 pounds of food distributed  
 421,406 households with 1,162,403 household members served  
 324,952 (28.0%) children, 564,251 (48.5%) adults, 273,200 (23.5%) seniors



## Second Harvest Food Bank of the Mahoning Valley

120 member agencies serving 3 counties  
 10,369,983 pounds of food distributed  
 128,653 households with 319,698 household members served  
 83,308 (26.1%) children, 142,646 (44.6%) adults, 93,744 (29.3%) seniors



## mid-ohio food collective

foodbank | farm | farmacy | kitchen | market

673 member agencies serving 20 counties  
 73,227,769 pounds of food distributed  
 1,148,927 households with 3,529,006 household members served  
 1,105,770 (31.3%) children, 1,754,240 (49.7%) adults, 668,996 (19.0%) seniors



## West Ohio Food Bank

Ending Hunger Together

82 member agencies serving 11 counties  
 8,685,102 pounds of food distributed  
 90,070 households with 238,032 household members served  
 62,278 (26.2%) children, 107,853 (45.3%) adults, 67,901 (28.5%) seniors



## FREESTORE FOODBANK

FOOD • CONNECTION • HOPE

309 member agencies serving 8 counties  
 21,366,384 pounds of food distributed  
 331,185 households with 831,205 household members served  
 234,215 (28.2%) children, 412,489 (49.6%) adults, 273,200 (22.2%) seniors



## Shared Harvest

FOODBANK

114 member agencies serving 5 counties  
 7,296,852 pounds of food distributed  
 107,468 households with 305,353 household members served  
 86,830 (28.4%) children, 149,906 (49.1%) adults, 68,617 (22.5%) seniors



## Second Harvest Food Bank

Champaign+Clark+Logan

78 member agencies serving 3 counties  
 9,681,253 pounds of food distributed  
 76,304 households with 202,763 household members served  
 51,213 (25.3%) children, 98,846 (48.7%) adults, 52,704 (26.0%) seniors



## Toledo Northwestern Ohio FOOD BANK

199 member agencies serving 8 counties  
 4,159,253 pounds of food distributed  
 143,882 households with 377,584 household members served  
 111,225 (29.5%) children, 179,607 (47.6%) adults, 86,752 (23.0%) seniors



## SE OHIO FOODBANK

FEEDING SOUTHEAST OHIO  
 A Program of Hocking Athens Perry Community Action

63 member agencies serving 10 counties  
 4,275,447 pounds of food distributed  
 87,704 households with 217,101 household members served  
 48,876 (22.5%) children, 98,846 (45.5%) adults, 69,379 (32.0%) seniors

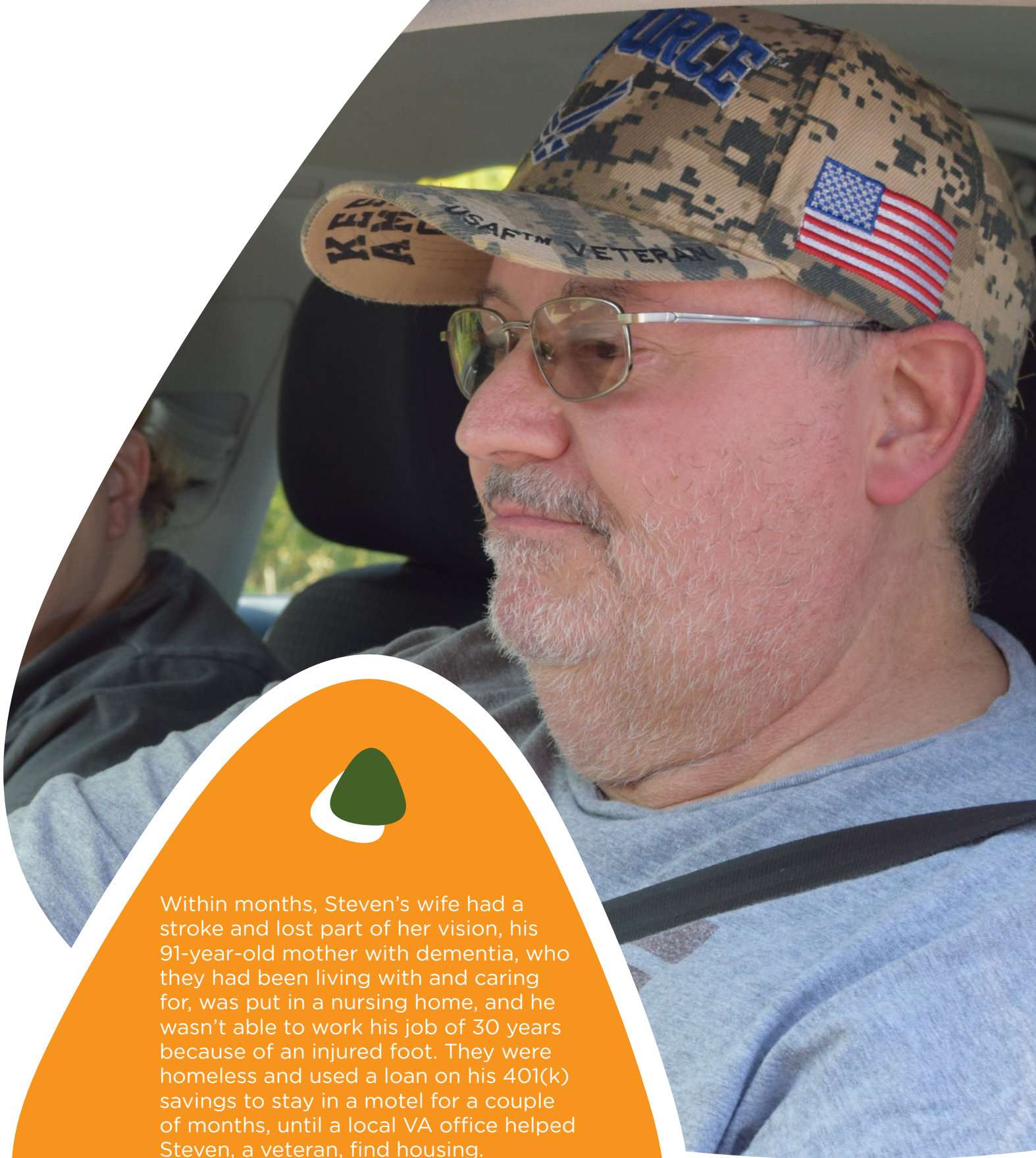


## The Foodbank

Solving Hunger In the Miami Valley

107 member agencies serving 3 counties  
 15,066,979 pounds of food distributed  
 203,894 households with 535,069 household members served  
 142,002 (26.5%) children, 264,658 (49.5%) adults, 128,409 (24.0%) seniors

To calculate meals served, we utilize Feeding America's formula of 1.2 pounds of food per meal. Household service statistics represent duplicated counts, meaning that a family visiting multiple times during the year would be counted each time they receive food.



Within months, Steven's wife had a stroke and lost part of her vision, his 91-year-old mother with dementia, who they had been living with and caring for, was put in a nursing home, and he wasn't able to work his job of 30 years because of an injured foot. They were homeless and used a loan on his 401(k) savings to stay in a motel for a couple of months, until a local VA office helped Steven, a veteran, find housing.

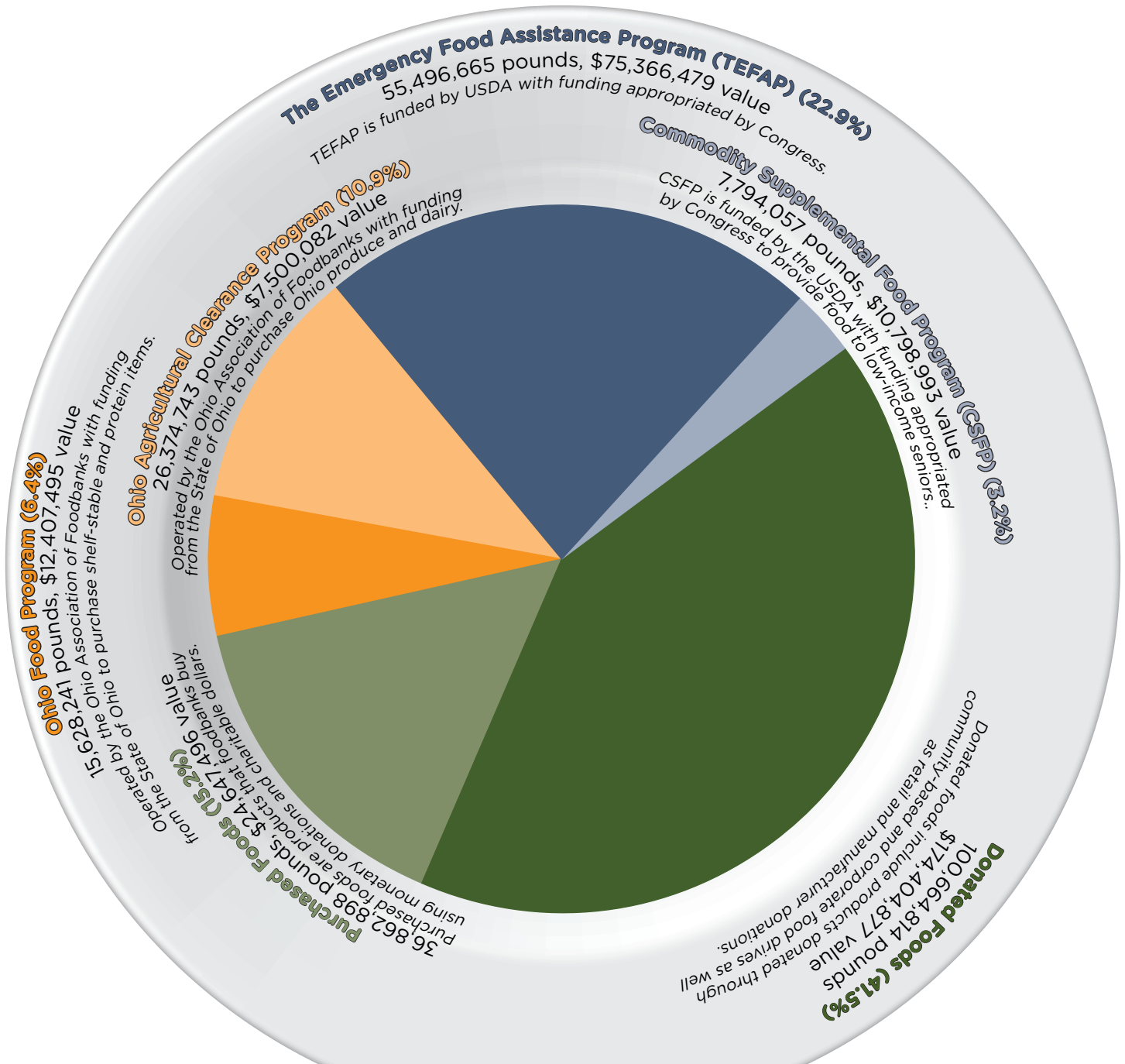
"We are here because God brought us here. It's been a very humbling experience to have to ask for food. Thank God there's a place like this. I never expected to be in this situation."



Ohio's foodbanks source a variety of foods through several channels to keep a wholesome mix of products on the shelves at food pantries throughout Ohio's 88 counties. Despite supply chain challenges, our network secured about the same amount of donated pounds of food as it did one, three, or even five years ago. Individuals, retailers, and manufacturers across Ohio give generously. But with declines in federal commodities, down 46 million pounds of food from a year ago, foodbanks have struggled to bring in enough food to meet demand. We have had to reduce how much help we can give each family in need.



# SOURCES OF FOOD, AS DISTRIBUTED




## OHIO FOOD PROGRAM AND AGRICULTURAL CLEARANCE PROGRAM

The Ohio Food Program and Agricultural Clearance Program (OFPACP) is generously funded by the State of Ohio. We administer the programs in partnership with the Ohio Department of Job and Family Services. In 2022, foodbanks distributed 42 million pounds, or 35 million meals, of wholesome, nutritious foods to hungry Ohio families through OFPACP.



- Total Food & Supplies Cost: \$19,782,932** • OFPACP provided 17.3% of all food distributed by Ohio's Feeding America foodbanks.
- Storage and Distribution Cost: \$2,946,000** • This funding is used by member foodbanks to store and distribute food.
- Administrative Cost: \$1,472,999** • The Ohio Association of Foodbanks procures OFPACP product and monitors compliance.
- Capacity Building Grants: \$348,069** • This funding is used for refrigeration, trucking, and more for foodbanks and agencies.



The Ohio Food Program is generously funded by the State of Ohio. It provides shelf-stable foods and center-of-the-plate staple items. These foods are in high demand and often difficult to source through other channels, but we can purchase them in bulk at much lower cost, keeping core foods on the shelves of Ohio's foodbanks and on the plates of Ohio households.



# OHIO FOOD PROGRAM

COMMODITY	LBS	COST/LB
Applesauce	192,214	\$0.7606
Baked Beans	459,930	\$0.5811
Beans & Rice	85,680	\$0.6621
Boxed Dinner; All Varieties	149,863	\$1.5014
Broth	27,678	\$0.7746
Carrots; Canned	134,470	\$0.5910
Cereal; All Varieties	66,064	\$1.1689
Cheese	58,800	\$3.2357
Chicken; Fresh & Canned	662,722	\$0.7085
Chicken; Ground	11,520	\$2.9263
Chili	427,435	\$0.8187
Corn; Canned	431,104	\$0.5936
Dairy; Boxes & Misc.	179,408	\$0.9025
Deli Meat	189,628	\$3.0137
Eggs	937,159	\$0.8006
Fruit; Canned	124,950	\$0.9648
Grape & Other Jelly	437,861	\$0.7869
Green Beans; Canned	446,145	\$0.4566
Ground Beef	456,216	\$2.8170
Ham; Canned	76,533	\$2.3901
Hot Dogs	227,484	\$1.6348
Juices	633,824	\$0.4616
Legumes	15,180	\$0.2639
Macaroni & Cheese	196,468	\$0.6816
Milk	427,016	\$0.5024
Miscellaneous	280,357	\$1.5632
Pancake Mix	663,116	\$0.6730
Pancake Syrup	367,350	\$0.6905
Pasta	380,833	\$0.7066
Pasta Products; Canned	1,574,476	\$0.6447
Peaches; Canned	175,865	\$0.9953
Peanut Butter	267,291	\$1.0348
Pears; Canned	69,547	\$1.1043
Peas; Canned	90,993	\$0.6571
Protein; Other	250,766	\$1.2673
Rice	152,232	\$0.4449
Sloppy Joe Sauce	197,880	\$0.5532
Soup; All Varieties	884,181	\$0.7442
Spaghetti Sauce	472,171	\$0.5219
Stew; Beef or Vegetable	230,552	\$0.9408
Tomatoes; Canned	269,951	\$0.4204
Turkey Sausage	283,784	\$1.3649
Turkey; Fresh & Ground	100,259	\$1.7629
Vegetables; Mixed	251,176	\$0.6426
<b>Total</b>	<b>14,018,132</b>	<b>\$0.8760</b>




## THANK YOU TO OUR OHIO FOOD PROGRAM VENDORS, SUPPLIERS, AND PRODUCERS:

A & J Global • Atlantic Foods Corporation • Big Daddy Foods, Inc. • Brinkman Turkey Farms, Inc. • Buettner Global Services Corporation • Burnette Foods, Inc. • Cooper Farms • Cooper Farms Cooked Meats • Feeding America • Fresh Connect Central • Galot, Inc. • Gibbs McCormick, Inc. • Global Foods • Global Trading of MN, Inc. • GoodSource Solutions • Happy Chicken Farms • Heartfelt Distribution • Hillandale Farms • Hirzel Canning Company • Ideal Specialties, Inc. • Keystone Meats • LA Foods • Lanning's Foods • McLane Global • R.W. Sauder, Inc. • Sharratt Provision • Sherwood Food Distributors • Simco Sales • The Beckman & Gast Co. • The Food Exchange, LLC • The Wholesale Group, LLC • Transnational Foods • Triple C Foods • Value Added Food Sales • Weaver Brothers., Inc. • Zwanenberg Food Group



The Ohio Agricultural Clearance Program is generously funded by the State of Ohio. It provides fresh, Ohio-grown fruits and vegetables through partnership with dozens of farmers, growers, and producers throughout the state. These foods represent some of the most healthy, wholesome foods available in our network.



# OHIO AGRICULTURAL CLEARANCE PROGRAM

COMMODITY	LBS	COST/LB
Apples	1,448,545	\$0.3284
Beans	52,582	\$0.5485
Beets	56,732	\$0.3393
Cabbage	1,175,073	\$0.1881
Carrots	415,306	\$0.1836
Cauliflower	37,650	\$0.8476
Celery	37,400	\$0.3315
Citrus	1,922,788	\$0.5070
Cucumbers	852,225	\$0.2545
Eggplant	138,711	\$0.4517
Fruit Box	82,800	\$0.8333
Greens	88,222	\$0.4062
Herbs	21	\$0.4300
Lettuce	78,109	\$0.4969
Melons	1,511,691	\$0.2456
Miscellaneous	37,800	\$0.0800
Onions	1,695,450	\$0.1854
Parsnips	3,500	\$0.4250
Peaches	232,146	\$0.3914
Peppers	1,119,769	\$0.3958
Potatoes	8,317,776	\$0.1401
Radishes	87,214	\$0.5766
Squash: Fall	273,687	\$0.2174
Sweet Corn	1,253,376	\$0.3344
Sweet Potatoes	1,637,420	\$0.2121
Tomatoes	422,559	\$0.4144
Tree Fruit; Other	10,206	\$0.4300
Turnips	21,500	\$0.3400
Vegetable Box	1,629,880	\$0.6786
Yellow Squash	463,586	\$0.5428
Zucchini	744,331	\$0.4599
<b>Total</b>	<b>25,848,055</b>	<b>\$0.2820</b>

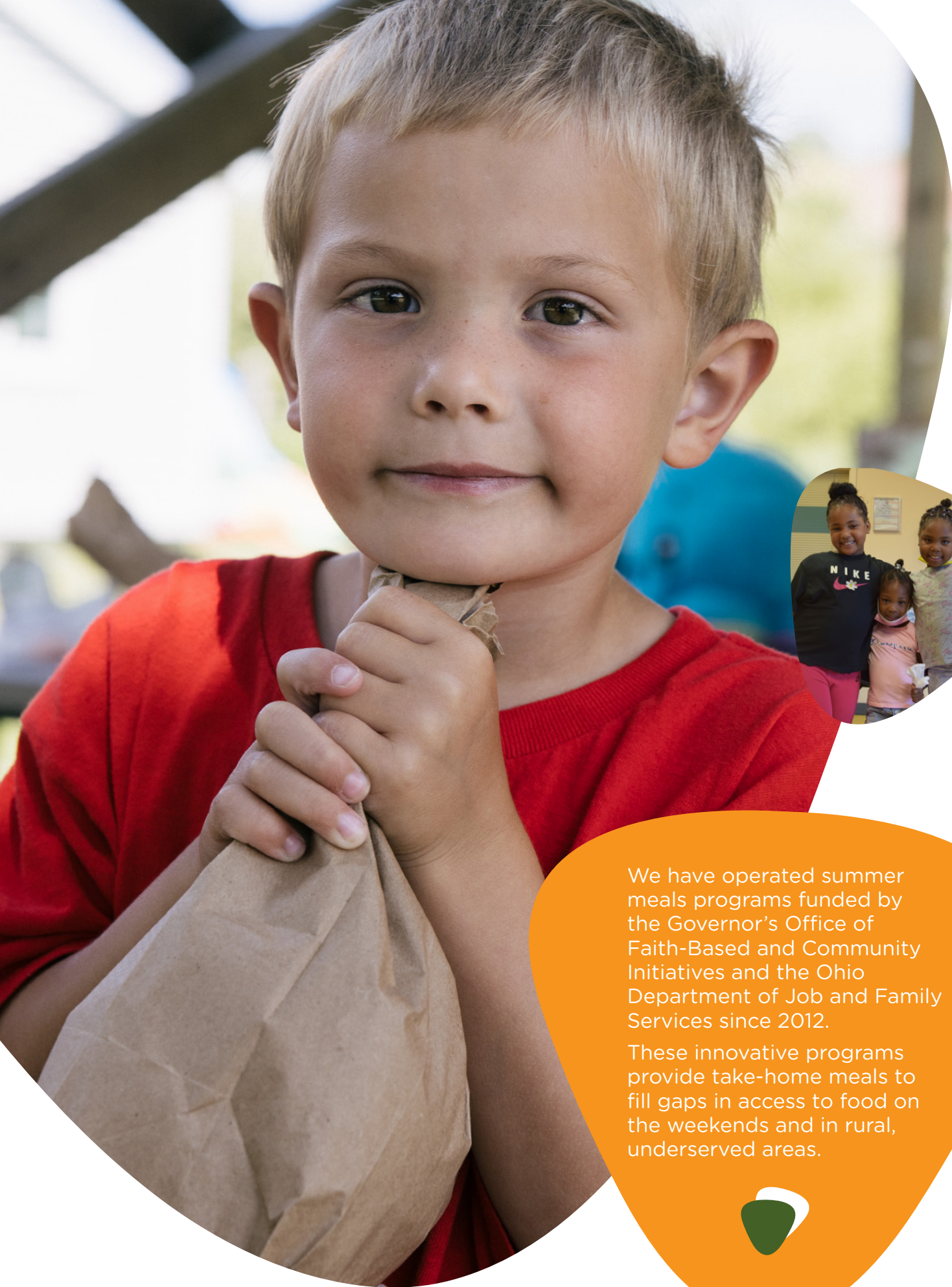
## THANK YOU TO OUR OHIO AGRICULTURAL CLEARANCE PROGRAM PARTNERS:

Aaron Leid • Beiersdorfer Orchard • Brumbaugh Fruit Farm • Buurma Farms, Inc. • Clark Fruit & Vegetable Farm • DNO, Inc. • Doug R. Walcher Farms • Ed Kluba Farms • Eshleman Fruit Farm • Farmer's Produce Auction • Fresh Connect Central • Fruit Growers Marketing Association • Fuhrmann Orchards, LLC • Gram's Family Farm Market • Great Lakes Packers, Inc. • Hall Growers, Inc. • Hess Farms, Inc. • Hidden Hills Orchards • Holthouse Farms • Huffman Fruit Farm • Hurley Farms LLC • Jackson Farming Company • Jerome Repasky • John Witter • Lane's Farm Market and Orchard • Lucas Brothers Farms • Lynd Fruit Farm • Malone Orchards • Maple Drive Farms, Inc. • Mark Schmittgen • McMaster Farms • Miceli Dairy Products Company • Michael Farms, Inc. • Michael Garver • Mouzin Brothers Farm • Mrs. Dennis Potato Farm, Inc. • Mt. Hope Auction • Onion Boy, Inc. • Osswald Family Farm LLC • Owl Creek Produce Auction • Prairie Star Farms • Produce Packaging, Inc. • Rainsboro Produce • Randy's Raisings • RS Hanline, Inc. • Rudy Glazer • Sanson • Scioto Valley Produce Auction • The Wholesale Group, LLC • The Witten Farm, Inc. • Wenger's Produce • Wiers Farm, Inc. • Wish Well Farms

## PARTNERSHIP WITH THE OHIO DEPARTMENT OF REHABILITATION AND CORRECTION

We would like to particularly thank our longtime partners at the Ohio Department of Rehabilitation and Correction (ODRC) and the Ohio Penal Industries, as well as the Ohio Soybean Council and Ohio Soybean Association, the Ohio AgriBusiness Association, and Crop Production Services, which donated the cost of crop inputs in 2022. Through our partnership, 427 acres at Pickaway Correctional Institution yielded \$190,280 in proceeds from a soybean cash crop to reinvest in the program. We also partner with ODRC to process hogs purchased from several County Fair youth exhibits and donated by Englefield Oil Company and Duchess Shops, Heartland Bank, and Licking County Farm Bureau.





We have operated summer meals programs funded by the Governor's Office of Faith-Based and Community Initiatives and the Ohio Department of Job and Family Services since 2012.

These innovative programs provide take-home meals to fill gaps in access to food on the weekends and in rural, underserved areas.



## ► GOVERNOR'S SUMMER MEALS PROGRAMS

### SUMMER WEEKEND MEALS PROGRAM

We provided kid-friendly, shelf-stable meals for children attending Summer Food Service Program (SFSP) sites or other emergency feeding programs to take home to eat over the weekend, because those sites and programs only operate during the week.

In 2022, we partnered with 25 SFSP sponsors and emergency food providers to distribute weekend meals to about 8,500 children each week for 10 weeks.

### RURAL DELIVERY MEALS PROGRAM

We provided a week's worth of kid-friendly, shelf-stable meals to children in rural counties identified as high-need and underserved by the traditional SFSP and other food programs.

In 2022, we partnered with 10 organizations to provide weekly boxes of meals to about 4,000 children each week for 10 weeks. These partners either make the meal boxes available at community pick-up locations or deliver the boxes directly to families in need.

### MOBILE FARMERS MARKET PROGRAM

We distributed fresh fruits and vegetables and protein items to families with children participating in one of the other summer programs to enhance their household's access to wholesome foods.

In 2022, we partnered with 18 organizations to distribute 732,485 pounds of nutritious food to low-income families at an average cost of \$0.92 per pound. Popular items included sweet corn, apples, carrots, peanut butter, melons, and cucumbers.



Most of the increased flexibility for out-of-school-time meals that was available during the early stages of the COVID-19 pandemic was not available to meal providers in summer 2022. Some of this flexibility had included providing federal reimbursement for meals served in non-congregate settings – meaning that for the first time, federal funds could be used to replicate the innovative, state-funded models we have implemented for a decade to fill known gaps in child nutrition programs. Unfortunately, that temporary step to modernize these critical programs has not been made a permanent part of federal nutrition program policy.

Through our AmeriCorps programs, we connect passionate people looking to build professional skills and contribute to lasting change in their communities with meaningful projects at organizations throughout Ohio. We operate AmeriCorps VISTA, Summer Associate, and SeniorCorps programs.





# NATIONAL SERVICE PROGRAMS

## AMERICORPS VISTA

Our core members serve in one-year, full-time positions at foodbanks, food pantries, health clinics, afterschool programs, community action agencies, institutions of higher education, local government agencies, and other nonprofit organizations. They engage in indirect service, building capacity at their host sites and resiliency within their communities.

In 2022, our VISTA members raised nearly \$1 million for their host sites, including \$586,000 in monetary support and \$381,000 worth of in-kind donations. They recruited 2,098 volunteers that served more than 11,200 hours, developed 190 new systems and processes, conducted nearly 600 events and presentations, and engaged with hundreds of thousands of individuals through social media and storybanking.

As part of the federal response to the food and economic crisis exacerbated by the COVID-19 pandemic, AmeriCorps launched a pilot focused on addressing food security through national service.

In our first year of participating in this pilot, we placed 14 members in COVID-19 Response positions at Ohio foodbanks. In year two, we have focused on addressing hunger through a health equity lens, leveraging AmeriCorps members to support interventions that promote increased access to wholesome foods to reduce nutrition and poverty related disparities in health outcomes.

## SUMMER ASSOCIATES

In summer 2022, 53 passionate individuals spent their summers in full-time service at summer meals programs, community gardens, and other hunger relief initiatives. They provide both direct and indirect service to support their host sites, their missions, and the kids and families they serve.

As COVID-19 flexibilities for providing summer meals ended, our members were on the front lines of helping their host sites and the families they serve adapt to a return to more traditional meal service operations. They helped their sites to provide 134,000 meals and 16,000 snacks to kids in need. They connected nearly 1,700 new children to summer meals programs, recruited 484 volunteers, and grew, harvested, or rescued 17,200 pounds of produce.



## SENIORCORPS

For the first time, we began partnering this year with AmeriCorps to implement a Senior Demonstration Project in collaboration with three Ohio foodbanks.

These SeniorCorps service opportunities pair older adults with low to moderate incomes with volunteer positions in their community, providing a modest stipend to help volunteers stretch their fixed retirement incomes while contributing to a meaningful mission.

Our SeniorCorps project will connect up to 36 older adults with high-need projects at foodbanks, like packing and distributing Commodity Supplemental Food Program boxes for seniors and coordinating and delivering groceries to people with barriers to accessing food on their own.





Ohioans depend not only on adequate, nutritious food for a healthy life, but also reliable access to affordable health coverage and care. We are proud to serve as lead Navigators through a Cooperative Agreement with the Centers for Medicare & Medicaid Services (CMS), in partnership with a consortium of organizations.

# ACA NAVIGATOR PROGRAM

## RAISE AWARENESS

Our Navigator campaign features a statewide public awareness campaign called Get Covered Ohio. In 2022, the campaign reached millions of Ohioans, including through:

- Ohio Association of Broadcasters radio and television campaign that leveraged more than \$275,000 of airtime for a fraction of the cost
- Closed circuit advertisements at Ohio Bureau of Motor Vehicle locations that yielded more than 15 million impressions
- Print advertising in African American owned newspapers and Spanish language publications, reaching over 500,000 Ohioans
- Targeted advertising to Ohioans over age 60
- Digital advertisements that yielded more than 3 million impressions

Additionally, more than 3.4 million Ohioans were reached by the consortium through event-based outreach, earned media, and other outreach strategies.

## ENROLL

Navigators are trained and certified by the Centers for Medicare and Medicaid Services (CMS) and licensed by the Ohio Department of Insurance to provide free, unbiased help applying for Ohio Medicaid and enrolling in health insurance coverage through the federal Marketplace.

During 2022, Get Covered Ohio Navigators:

- Helped more than 4,000 Ohioans enroll in health insurance, including 344 Marketplace plan selections and 3,820 Medicaid applications
- Helped more than 1,000 Ohioans start the process of applying and/or better understand their options so that they would feel comfortable completing the enrollment process on their own
- Helped answer 374 questions about Medicare coverage and referred more than 200 Ohioans to other benefits programs (TRICARE, VA, SNAP, etc.)


## CONNECT

Having an insurance card is critical, but it is only a step toward accessing health care. OAF ACA Navigators go the extra mile to make sure that people who enroll in Ohio Medicaid or federal Marketplace coverage get access to the care they need. For example, OAF ACA Navigators:

- Helped almost 700 Ohioans learn how to look for in-network providers
- Connected 1,200 Ohioans to local healthcare providers
- Helped more than 1,100 Ohioans access preventive health care

Here is one of many examples about how these efforts impact wellbeing for Ohioans:

“A consumer lost her employer-provided insurance and needed a Marketplace plan that would cover the medication and doctors for her auto-immune disease. After reviewing plans with her, we confirmed with her hospital which plans it would accept. She was able to find a plan that worked with her budget and covered necessary care and medication.”



Foodbanks do important work filling gaps and responding in crisis. But we also know programs like the Supplemental Nutrition Assistance Program, or SNAP, are critical to reducing hunger and hardship. We work with local, state, and federal partners to help eligible Ohioans access SNAP and other benefits as part of our mission to provide food and resources to people in need.



## ▶ SNAP AND HEAP OUTREACH

Applying for and accessing programs like the Supplemental Nutrition Assistance Program, or SNAP, can sometimes be challenging, especially for households in crisis or with barriers like limited English proficiency, lack of internet or phone access, limited transportation options, or a lack of familiarity with navigating public benefit programs. That's why we partner with the U.S. Department of Agriculture Food and Nutrition Service, the Ohio Department of Job and Family Services, and Ohio foodbanks on executing Ohio's SNAP Outreach Plan.

In 2022, participating foodbanks: distributed 3,429,704 brochures, flyers, or other marketing materials; pre-screened 71,058 households for potential eligibility; and helped 27,158 households complete and submit applications for SNAP. Based on average annual SNAP benefit amounts, we estimate that these 55,707 likely eligible household members were connected to \$161 million in additional food purchasing power to help meet their nutritional needs, thanks to this outreach and application assistance.

We know that families do not experience food insecurity in a silo, and that broad access to programs designed to help meet basic needs is critical to preventing hunger and hardship. To that end, we are proud to partner with the Ohio Department of Development to raise awareness about Home Energy Assistance Program, or HEAP, benefits, which can offset some of the high utility costs that low-income households experience during cold Ohio winters and humid Ohio summers.

In addition to sharing information about HEAP with foodbank clients, we particularly focus on supporting the Veterans Comprehensive Assistance Program (VCAP) in its outreach efforts to central Ohio veterans and military families. VCAP is a veteran-led initiative that strives to connect former and current service members and their families with programs, support, and services that can help them overcome barriers they encounter while reintegrating into civilian life. In addition to successfully providing job coaching and placement services to 123 local veterans, VCAP counselors connected 504 veterans and their families with HEAP benefits and 412 with SNAP benefits.

## ▶ WORK EXPERIENCE PROGRAM

Research has proven that people who participate in SNAP not only experience less hunger and have better nutrition, but also experience improved educational attainment, health outcomes, and worker productivity. Unfortunately, however, SNAP has long been subject to misplaced attacks and burdensome rules and regulations. These restrictions stigmatize participation in the program and add hurdles to accessing and maintaining basic food assistance.

One such restriction is a time limit which prevents 18- to 49-year-old unemployed or underemployed adults without dependents from participating in SNAP unless they meet prescribed work requirements. These individuals, referred to as Able-Bodied Adults Without Dependents, must either work in paid employment or complete allowable work training activities for at least 80 hours per month, or participate in a Work Experience Program (WEP), in order to receive SNAP benefits. If they do not comply, they are limited to participating in SNAP for only 3 months out of every 3 years.

We partner with the Franklin County Department of Job and Family Services to help individuals subject to the time limit meet their work requirements and maintain access to SNAP benefits. Because of the COVID-19 pandemic and its impact on economic security, Congress waived the time limit temporarily. Our WEP team has focused its resources on identifying and overcoming barriers to stable employment and helping individuals utilize SNAP Employment & Training opportunities.

In 2022, we completed assessments with 1,200 Franklin County residents, asking about their work history, access to transportation, criminal record, diagnosed or undiagnosed physical or mental illnesses or disabilities, child support obligations, and more. We enrolled 46 clients in vocational education courses such as Commercial Driver's License (CDL) training, medical assisting, computer programming, and Columbus State Community College certification programs. As WEP participant Stephanie shared, "This program has helped me tremendously! It came at the perfect time so I could continue my education. I will be licensed to work as a Chemical Dependency Counseling Assistant."



## ▶ CARES ACT FOODBANK INVESTMENT

In addition to level-funding for the Ohio Food Program and Agricultural Clearance Program (OFPACP) in the 2022-23 state biennial budget, Governor DeWine and members of the Ohio General Assembly also authorized a one-time investment of \$12 million in Coronavirus Aid, Relief, and Economic Security, or CARES, Act dollars. This funding was authorized by the 116th U.S. Congress and the Trump Administration to help states respond to the economic fallout of the COVID-19 pandemic. We managed the funds for 13 Ohio foodbanks.

Ohio foodbanks were grateful to use these funds to address their most immediate, urgent needs. Food items included shelf-stable items and fresh foods for emergency drive-thru distributions. Non-food items included toilet paper, diapers and baby wipes, shampoo, feminine hygiene products, soap, laundry soap, and dental products.

### SPENDING CATEGORIES

Food Purchases	\$5,072,556
Food Distribution Costs	\$406,670
Personal Care/Non-Food Purchases	\$426,251
Assets (Warehouses, Trucks, etc.)	\$3,523,868
Equipment (Forklifts, Racking, etc.)	\$60,334
Maintenance & Repairs	\$302,210
Frontline Salaries, Wages, & Benefits	\$1,174,862
Indirect Costs	\$433,271
OAF Administrative Expenses	\$600,000
<b>Total Spending</b>	<b>\$12,000,022</b>

## ► SPECIAL OR UPCOMING INITIATIVES

### USDA FARM TO FOOD BANK PROJECT

Through a USDA pilot project authorized by Congress and administered in Ohio in partnership with the Ohio Department of Job and Family Services (ODJFS), we were able to direct 139,136 pounds of shredded cheddar cheese to Ohio foodbanks at \$2.04 per pound, half that of the retail price.

This cheese was sourced from a surplus of “trim,” the cheese that remains after exact weight bricks are cut for sale. We were able to salvage this surplus dairy product and partner with suppliers and processors to convert it for distribution in our hunger relief network, providing wholesome protein to families in need.

We would like to especially thank Hillandale Farms, Maple Ridge Foods, The Wholesale Group, and Gilman Cheese Corporation for their partnership, which allowed us to procure 6,400 cases of 24 one-pound bags of shredded cheddar cheese. We were also able to secure 3 semis of donated bottled water, 3 semis of donated Harry & David products, and a load of donated hand sanitizer.

### HUNGER AND HEALTH INITIATIVES

Food insecurity can mean everything from a lack of consistent access to enough food for an active, healthy life to anxiety over food shortages to reduced diet quality to disrupted eating patterns. It is also increasingly associated with some of the most costly and serious health problems in the U.S.

We believe that our network has a responsibility to do whatever we can to promote equitable access to a variety of nutritious foods. As an occasional or frequent source of food for 1 in 6 or more Ohio households, we know procuring wholesome products and implementing solutions to healthy food access barriers will mean improved health care outcomes for clients and reduced health care costs for every Ohioan.

We serve as conveners, connecting state and federal agencies, health care industry organizations, frontline agencies, and philanthropists and advancing policies and partnerships that address food security as a form of medicine.

### LOCAL FOOD PURCHASE ASSISTANCE PROGRAM

As part of its response to escalating food supply chain challenges, the Biden-Harris Administration and the USDA implemented a Local Food Purchase Assistance (LFPA) Cooperative Agreement Program. We are thrilled to be partners in executing this program in Ohio under the leadership of ODJFS and in collaboration with the Ohio Departments of Agriculture and Education and a variety of producers and public and private sector stakeholders.

Ohio's LFPA Program will launch as Ohio CAN, Community Agriculture and Nutrition. Our goals will be twofold: to support the stabilization and expansion of agriculture markets for socially and economically disadvantaged farmers, growers, and suppliers, and to direct their healthy, wholesome products to Ohioans with nutritional needs that are unmet by existing commodity programs like The Emergency Food Assistance Program (TEFAP) and the Commodity Supplemental Food Program (CSFP).



## FUNDERS, DONORS, AND PARTNERS

### PUBLIC FUNDERS AND PARTNERS

134th Ohio General Assembly  
AmeriCorps (formerly Corporation for National and Community Service)  
Franklin County Department of Job and Family Services  
Governor's Office of Faith-Based and Community Initiatives  
Office of Governor Mike DeWine  
Ohio Department of Agriculture  
Ohio Department of Development  
Ohio Department of Education  
Ohio Department of Job and Family Services  
Ohio Department of Rehabilitation and Correction  
Ohio Penal Industries  
Pickaway Correctional Institution  
U.S. Department of Agriculture Marketing Service  
U.S. Department of Agriculture Food and Nutrition Service  
U.S. Department of Health and Human Services: Centers for Medicare & Medicaid Services

### MAJOR PRIVATE FUNDERS AND DONORS (\$5,000+)

Center on Budget and Policy Priorities  
The Chicago Community Foundation: Noon Whistle Fund  
Cy Press Award (Doe vs. CVS)  
Farm Credit Mid-America  
Feeding America  
Fidelity Charitable: Obee Klukas Family Fund  
The George Gund Foundation  
The Gunther Family Fund II of The Columbus Foundation  
IGS Energy  
Ohio State Bar Association and Members  
Policy Matters Ohio  
Robin Hood Foundation  
Siena Lending Group, LLC

### OTHER PRIVATE FUNDERS AND DONORS

Auto-Owners Insurance  
Banking Soft Solutions, LLC  
Boost Mobile Cellutions  
Charity Gift Certificates  
Danzig Wilson Ideal Futures Fund  
DMW  
Erin Schwan State Farm  
Fidelity Charitable: David O. McCoy & Christine B. Kinsely Family Foundation; Pressler Family Foundation  
New England Excess Exchange, Ltd.  
Ohio REALTORS, Inc.  
Ohio University Heritage College of Osteopathic Medicine Gold Humanism Honor Society  
Olive & York  
Pillows and Dreams  
Rooney IP, LLC  
Texas Chicken, LLC  
Thrivent/The Blackbaud Giving Fund



**Thank you to the dedicated team at the Ohio Association of Foodbanks.**





This year, our executive director, Lisa Hamler-Fugitt, was honored and humbled to be inducted into the Ohio Agricultural Hall of Fame in recognition of her decades of partnership with and advocacy on behalf of farmers, growers, and producers.

Lisa was also honored to attend the White House Conference on Hunger, Nutrition, and Health in Washington, D.C.



## ▶ INDIVIDUAL DONORS

Christopher Allwein  
Richard Amari  
Jerry Anderson  
Miguel Andrade  
W. David Arnold  
Sharon Arthur  
Mary Augsburg  
Christopher Baker  
Debabrata Banerjee  
Heather Barnhart  
Sara Barry  
Janice Baughman  
Julie Beaber  
Jessie Beard  
Michael Becker  
Christine Beichler  
Diane Belton  
Annie Berry  
William Besl  
Jeanine Bielby  
Ryan Bonina  
Sandra Booth  
Trina Bornejko  
Sean Brantingham  
Jerry Brown  
Mary Brown  
James Burkhardt  
John M. and Nancy A. Carney  
Anne Carroll  
William Case  
Judith Cavanaugh  
Susan Chylik  
Emily Clausing  
Shirley Cochran  
Michael Colasurd  
Margaret Collins  
Ann Cotter  
Alison Covington  
Joshua Cox  
Lori Coyle  
Debbie Dalke  
Annette Daniel  
David Davis  
Willis Day  
Lynne Day  
Danielle DeLeon Spires  
Jeannine Diano  
Fiona Doherty  
Carolon Donnally

Heather Doss  
David Douglas  
David Doyle  
Andrew Duff  
Andrew Durst  
Matthew Dwyer  
Jill Easter  
Sara Edwards  
Charlotte Eufinger  
Derek Farmer  
S. Frankenfield  
Don Fraser  
Aaron Fulton  
Stephanie Garrett  
Susan Gebele  
Daniel Glessner  
Fern Goldman  
Jeri Good  
Lynn Gottlob  
Kim Grover  
Greg Hamel  
Felice Harris  
Amy Hartman  
Tobin and Ashley Hartzler  
Robert Hawley  
Karole Head  
Kelly Heile  
John Herren  
Thomas Houck  
Lisa Houston  
Theresa Huenke  
Robert Hugl  
Leona Jackson  
Reginald Jackson  
Therese James  
Kara Jennings  
Michael Jones  
Tabitha Jones-McKnight  
Teresa Julian  
Sarah Kaiser  
William Kaufman  
Rupinder Kaur  
Brian Kelso  
Susan Koshewa  
Elizabeth Kurata  
Amy Kurlansky  
Thomas Landon  
Laura Leach  
Hojeong Lee  
Elliot Legow

McKensie Logan  
John Madigan  
Julie Maggart  
Brenda Majdalani  
Kevin Maloney  
John Maloul  
Danny Maple  
Noah Marcum  
Anita Maroun  
Corinne McCabe  
Jeffrey McClelland  
Deborah McDonald  
Mary Jane McGinty  
Connor McHugh  
Eric McLaughlin  
Michael Meine  
Kathryn Mengel  
Deborah Merritt  
Anne Meyers  
Andrew Miller  
Mat Miner  
Tina Mitchell  
Martin Mohler  
Russ and Karen Mohny  
Gayle Montalto  
Dan Morrow  
Thomas Moushey  
Tina Myles  
R. Nace  
James Neumeyer  
Kara Newbury  
Mark Newman  
Tam Nguyen  
Linda Nippert  
Jonathan Noble  
David Norman  
Pat Norris  
Bill Novotny  
Danielle O'Donohue  
Vivian Opelt  
Dr. Emily Patterson  
Anthony Piscitello  
Karen Pitzer  
Diane Press  
Bonnie Ramsey  
Anita Ratliff  
Maryellen Reash  
Herbert Richardson  
Philip Richter  
Jamie Roehm

Nancy H. Rogers  
Robert Rosplock  
Virgil Rowe  
David Rupp, Jr.  
Rhonda Schechter  
Daniel Schipfer  
Barbara Schroeder  
James Searles  
Charles Seitz  
Barbara Sellars  
William Serfaty  
Anne Marie Sferra  
Mark Sheriff  
Charles Simpson  
Jeromy Sivek  
Sarah Skow  
Michael Sofocleous  
Brian St. Clair  
Alison Stagg  
Barbara Stahl  
Todd Stanley  
Ashley Studer  
Cynthia Sullivan-Brown  
Joseph Svete  
Mary Sweeney  
Kim Taylor  
Linda Teodosio  
Alison Tharp  
Gerald Todaro  
Maryle Tomasi  
Tonya Toms  
Kristen Traub  
Elizabeth Van Fossen  
Jane VanBoskirk  
Kevin Vogel  
Richard Walinski  
Kenneth J. Walsh  
Lei Wang  
Robert Ware  
Jim Weiler  
William Weisenberg  
Norman and Betty Ann Wernet  
Ashley Wilkinson  
Michael Wittry  
Robert Wood  
Julia Wood  
Nicholas Wynne  
Jordan Yospe  
Margaret Young  
Mark Zanghi





# Greater Cleveland Food Bank



		Ashland	Ashtabula	Cuyahoga	Geauga	Lake	Richland	Crawford	Erie	Huron	Lorain	
<b>Pounds of Food Distributed, by Source</b>	Donated	237,327	475,821	15,932,072	406,690	1,670,224	746,992	398,195	942,063	580,130	2,108,769	
	Purchased	146,262	101,436	7,819,090	85,232	419,285	429,371	167,357	192,882	277,343	835,652	
	TEFAP	221,709	600,245	9,686,676	165,335	697,793	521,398	313,474	301,006	572,895	1,549,960	
	CSFP	63,111	0	778,834	0	62,905	118,616	109,884	87,190	103,246	295,483	
	ACP	150,377	383,887	5,270,704	171,033	415,296	304,352	99,644	157,643	259,867	626,054	
	OFP	18,891	103,687	1,610,682	35,180	133,762	63,807	148,095	162,736	274,443	622,243	
	<b>Total</b>	<b>837,677</b>	<b>1,665,076</b>	<b>41,098,058</b>	<b>863,470</b>	<b>3,399,265</b>	<b>2,184,536</b>	<b>1,236,649</b>	<b>1,843,520</b>	<b>2,067,924</b>	<b>6,038,161</b>	
<b>Meal Site Statistics</b>	People	20,304	26,928	474,402	1,575	42,696	8,468	765	56,881	13,859	325,080	
	Meals	22,324	40,314	1,292,675	36,963	58,594	70,709	1,017	60,231	14,183	371,188	
<b>Shelter Statistics</b>	People	0	0	51,019	2,362	3,685	53	0	18,954	0	38,711	
	Meals	0	0	1,090,159	59,936	38,153	1,036	0	6,920	0	20,348	
<b>FOOD PANTRY SERVICE STATISTICS</b>	<b>Households without children</b>	HHs	8,692	13,819	355,487	6,764	36,393	26,700	12,591	23,160	16,211	84,279
		Adults	6,322	11,683	283,195	5,750	26,741	23,185	10,094	22,643	15,136	88,014
		Seniors	7,227	14,800	315,367	7,153	39,261	21,756	12,255	17,954	14,642	72,868
	<b>Households with children</b>	HHs	3,336	4,250	135,945	2,290	13,336	10,447	6,611	16,286	10,452	55,825
		Adults	6,451	7,956	244,283	4,417	26,095	20,208	12,178	25,306	21,215	108,699
		Seniors	1,257	2,113	74,272	1,150	6,639	4,694	2,984	6,790	3,354	27,410
		Children	7,079	8,575	283,399	4,461	27,720	23,034	12,964	33,483	22,885	122,189
	<b>Total household and individual statistics</b>	HHs	12,028	18,069	491,432	9,054	49,729	37,147	19,202	39,446	26,663	140,104
		Adults	12,773	19,639	527,478	10,167	52,836	43,393	22,272	47,949	36,351	196,713
		Seniors	8,484	16,913	389,639	8,303	45,900	26,450	15,239	24,744	17,996	100,278
		Children	7,079	8,575	283,399	4,461	27,720	23,034	12,964	33,483	22,885	122,189
		People	28,336	45,127	1,200,516	22,931	126,456	92,877	50,475	106,176	77,232	419,180

TEFAP: The Emergency Food Assistance Program

ACP: Ohio Agricultural Clearance Program

CSFP: Commodity Supplemental Food Program

OFP: Ohio Food Program



Carroll	Holmes	Medina	Portage	Stark	Summit	Tuscarawas	Wayne	Columbiana	Mahoning	Trumbull
315,640	364,171	428,031	674,931	4,056,168	4,220,773	1,276,728	599,219	724,819	1,386,616	1,040,063
76,423	72,603	116,488	187,404	822,427	1,346,452	308,510	157,842	209,386	406,154	290,750
280,911	260,865	343,171	424,084	1,853,303	2,101,145	899,857	370,504	807,826	1,331,444	1,309,284
13,535	6,456	25,875	47,008	139,468	163,744	15,804	71,509	9,857	141,498	100,382
77,640	105,626	159,780	160,016	815,680	851,094	342,604	216,835	362,084	696,171	523,953
111,975	118,673	137,771	159,337	774,560	824,223	393,677	167,520	236,598	451,933	341,165
876,124	928,394	1,211,116	1,652,780	8,461,606	9,507,431	3,237,180	1,583,429	2,350,570	4,413,816	3,605,597
51	0	35,043	51,601	216,089	155,967	25,141	40,047	5,711	17,826	174,052
3,081	0	53,901	78,631	310,899	253,600	51,398	79,310	5,711	54,716	197,421
5,368	6,933	8,306	9,365	148,644	84,429	7,560	57,115	0	1,602	636
133,589	57,919	54,388	58,396	525,486	750,145	89,876	139,412	0	89,343	60,290
6,655	5,976	14,645	16,844	86,501	88,992	26,038	20,231	21,756	28,024	34,737
5,370	5,653	11,998	16,000	90,154	95,961	27,047	20,432	19,646	24,574	29,499
6,713	5,763	14,613	12,976	67,407	69,863	23,417	13,923	20,202	24,502	28,524
3,085	3,241	10,013	7,261	53,205	54,465	14,477	9,777	9,679	19,802	14,655
6,709	7,323	17,575	11,776	99,239	98,577	31,474	18,963	19,383	23,762	25,782
1,018	1,259	4,175	2,859	20,414	21,555	5,267	1,978	3,172	10,555	6,789
6,948	7,141	22,930	13,702	108,785	115,439	30,640	19,367	21,156	29,948	32,204
9,740	9,217	24,658	24,105	139,706	143,457	40,515	30,008	31,435	47,826	49,392
12,079	12,976	29,573	27,776	189,393	194,538	58,521	39,395	39,029	48,336	55,281
7,731	7,022	18,788	15,835	87,821	91,418	28,684	15,901	23,374	35,057	35,313
6,948	7,141	22,930	13,702	108,785	115,439	30,640	19,367	21,156	29,948	32,204
26,758	27,139	71,291	57,313	385,999	401,395	117,845	74,663	83,559	113,341	122,798



foodbank | farm | pharmacy | kitchen | market

		Belmont	Coshocton	Delaware	Fairfield	Fayette	Franklin	Guernsey	Harrison	Jefferson
<b>Pounds of Food Distributed, by Source</b>	Donated	1,445,804	255,454	549,803	1,394,673	731,162	18,402,472	349,782	158,619	1,161,510
	Purchased	703,554	128,205	265,020	593,819	206,747	10,739,548	243,901	50,587	659,553
	TEFAP	258,439	55,908	176,193	432,824	90,924	9,827,935	90,518	54,699	346,885
	CSFP	123,018	57,310	29,162	83,541	62,734	482,025	104,438	67,464	44,616
	ACP	391,062	76,748	101,617	170,781	60,213	4,781,128	116,689	15,612	280,050
	OFP	46,362	9,410	33,262	82,114	11,426	1,451,265	14,651	7,338	78,454
	<b>Total</b>	<b>2,968,239</b>	<b>583,035</b>	<b>1,155,057</b>	<b>2,757,752</b>	<b>1,163,206</b>	<b>45,684,373</b>	<b>919,979</b>	<b>354,319</b>	<b>2,571,068</b>
<b>Meal Site Statistics</b>	People	6,566	0	7,777	139,947	10,513	851,361	15,348	0	15,810
	Meals	54,034	0	29,717	157,950	10,513	1,848,550	165,822	0	18,241
<b>Shelter Statistics</b>	People	865	0	5,078	14,038	4,205	52,787	149	1,150	4,684
	Meals	17,021	0	23,780	198,355	66,157	611,936	384	32,250	17,140
<b>Households without children</b>	HHs	22,991	4,194	14,928	17,155	5,689	367,059	11,652	4,653	28,104
	Adults	13,740	3,901	14,308	16,746	5,651	453,585	9,277	4,183	26,067
	Seniors	24,974	4,115	13,314	12,526	4,106	264,344	11,463	3,548	20,614
<b>Households with children</b>	HHs	4,976	1,608	12,021	14,595	4,728	389,284	4,457	5,165	10,924
	Adults	9,066	3,532	19,966	22,993	6,153	851,979	7,494	5,543	18,972
	Seniors	2,662	521	3,601	3,823	1,179	139,546	1,741	1,692	3,670
	Children	8,780	3,477	22,671	23,908	6,723	863,650	6,773	4,457	20,891
<b>Total household and individual statistics</b>	HHs	27,967	5,802	26,949	31,750	10,417	756,343	16,109	9,818	39,028
	Adults	22,806	7,433	34,274	39,739	11,804	1,305,564	16,771	9,726	45,039
	Seniors	27,636	4,636	16,915	16,349	5,285	403,890	13,204	5,240	24,284
	Children	8,780	3,477	22,671	23,908	6,723	863,650	6,773	4,457	20,891
	People	59,222	15,546	73,860	79,996	23,812	2,573,104	36,748	19,423	90,214

TEFAP: The Emergency Food Assistance Program

ACP: Ohio Agricultural Clearance Program

CSFP: Commodity Supplemental Food Program

OFP: Ohio Food Program

Knox	Licking	Madison	Marion	Monroe	Morrow	Muskingum	Noble	Pickaway	Ross	Union
602,671	1,372,617	484,381	743,629	151,842	282,113	929,295	89,472	413,417	1,763,607	618,348
295,495	354,095	140,521	377,341	77,780	226,990	258,701	83,924	145,956	555,584	107,941
337,447	524,627	166,839	227,272	63,661	243,035	179,090	40,612	80,907	609,786	30,853
26,728	89,391	17,678	63,352	40,948	35,004	137,755	34,300	57,664	51,257	62,217
115,738	361,660	34,617	140,544	39,235	68,351	165,664	28,132	40,431	290,445	74,427
61,882	102,238	41,060	50,711	11,576	59,363	40,579	5,576	17,901	119,544	4,924
1,439,961	2,804,628	885,096	1,602,849	385,042	914,856	1,711,084	282,016	756,276	3,390,223	898,710
28,803	157,062	7,813	22,538	9,092	0	202,177	9,893	70,130	18,603	959
30,825	173,868	7,813	42,336	10,048	0	233,204	9,893	85,645	18,603	1,565
1,950	54,356	3,819	2,238	0	0	1,329	2,299	222	9,392	0
49,958	59,022	46,250	24,947	0	0	15,550	60,908	2,714	152,982	0
11,861	33,517	5,080	16,840	2,696	5,879	13,617	5,136	7,518	36,752	4,418
8,874	29,598	5,920	18,608	2,126	4,998	12,424	2,813	5,963	33,042	4,037
10,218	28,369	3,871	14,274	2,874	6,134	11,947	5,526	7,586	30,012	4,145
5,803	10,521	4,090	14,365	983	3,690	6,294	1,317	3,644	19,471	11,252
10,188	20,267	8,921	25,428	1,930	7,149	10,794	2,663	6,751	32,678	5,912
1,839	3,387	1,488	4,680	418	2,081	2,208	436	1,277	7,548	1,239
12,262	21,575	10,012	32,066	1,993	7,914	11,374	2,271	7,314	31,488	6,171
17,664	44,038	9,170	31,205	3,679	9,569	19,911	6,453	11,162	56,223	15,670
19,062	49,865	14,841	44,036	4,056	12,147	23,218	5,476	12,714	65,720	9,949
12,057	31,756	5,359	18,954	3,292	8,215	14,155	5,962	8,863	37,560	5,384
12,262	21,575	10,012	32,066	1,993	7,914	11,374	2,271	7,314	31,488	6,171
43,381	103,196	30,212	95,056	9,341	28,276	48,747	13,709	28,891	134,768	21,504



Allen Auglaize Hancock Hardin Mercer Paulding Putnam Seneca Shelby Van Wert Wyandot

		Allen	Auglaize	Hancock	Hardin	Mercer	Paulding	Putnam	Seneca	Shelby	Van Wert	Wyandot
<b>Pounds of Food Distributed, by Source</b>	Donated	2,307,605	159,118	215,018	192,162	66,780	47,459	109,410	117,571	518,503	86,835	54,426
	Purchased	32,060	1,172	3,277	40,561	1,676	2,844	40,067	121,491	204	1,294	44
	TEFAP	1,143,359	213,634	270,511	106,365	174,534	63,547	176,521	181,404	98,507	97,426	86,482
	CSFP	169,643	32,049	20,478	29,504	15,210	22,544	19,357	39,017	31,083	9,180	12,263
	ACP	394,967	24,332	31,174	35,312	61,034	20,403	36,325	31,208	28,730	22,490	17,139
	OFP	412,785	55,033	41,980	37,559	63,792	15,965	69,405	58,385	38,781	38,704	17,404
	<b>Total</b>	<b>4,460,419</b>	<b>485,338</b>	<b>582,438</b>	<b>441,463</b>	<b>383,026</b>	<b>172,762</b>	<b>451,085</b>	<b>549,076</b>	<b>715,808</b>	<b>255,929</b>	<b>187,758</b>
<b>Meal Site Statistics</b>	People	15,179	10,150	2,719	3,001	0	0	0	1,597	20,379	0	727
	Meals	38,138	14,663	2,765	3,474	0	0	0	2,188	22,767	0	697
<b>Shelter Statistics</b>	People	20,540	1,481	0	422	0	146	5,785	0	0	172	0
	Meals	79,988	2,704	0	601	0	610	6,549	0	0	13,101	0
<b>Households without children</b>	HHs	22,954	3,782	5,889	3,707	2,241	2,524	5,097	3,854	6,256	3,063	1,169
	Adults	20,136	3,282	5,446	3,260	2,002	1,939	3,892	3,246	6,330	2,838	900
	Seniors	22,262	3,923	4,054	3,700	2,329	2,463	4,769	4,560	4,699	2,245	1,075
<b>Households with children</b>	HHs	12,569	1,958	2,737	1,357	1,117	800	2,274	1,786	2,896	1,575	465
	Adults	21,331	3,422	5,255	2,593	1,999	1,687	4,141	3,995	6,265	3,018	876
	Seniors	5,462	847	863	615	438	351	547	1,089	802	673	135
	Children	25,978	5,013	5,018	2,566	2,576	1,725	5,247	4,030	5,895	3,218	1,012
<b>Total household and individual statistics</b>	HHs	35,523	5,740	8,626	5,064	3,358	3,324	7,371	5,640	9,152	4,638	1,634
	Adults	41,467	6,704	10,701	5,853	4,001	3,626	8,033	7,241	12,595	5,856	1,776
	Seniors	27,724	4,770	4,917	4,315	2,767	2,814	5,316	5,649	5,501	2,918	1,210
	Children	25,978	5,013	5,018	2,566	2,576	1,725	5,247	4,030	5,895	3,218	1,012
	People	95,169	16,487	20,636	12,734	9,344	8,165	18,596	16,920	23,991	11,992	3,998

TEFAP: The Emergency Food Assistance Program

ACP: Ohio Agricultural Clearance Program

OFP: Ohio Food Program

CSFP: Commodity Supplemental Food Program





Adams	Brown	Clermont	Clinton	Hamilton	Highland	Pike	Scioto	Butler	Darke	Miami	Preble	Warren
217,139	185,508	530,017	213,589	5,452,894	55,154	132,701	260,205	1,785,960	159,014	329,640	71,708	522,226
96,680	92,085	449,306	87,030	2,148,046	54,752	102,478	251,596	45,519	1,332	10,314	1,211	8,103
328,728	274,585	497,586	62,458	2,817,750	74,349	216,909	274,083	1,495,758	162,127	430,257	185,172	353,391
111,748	87,470	247,418	24,806	598,291	61,705	73,389	138,224	273,490	41,986	60,483	39,734	64,037
104,889	132,024	396,442	86,349	2,342,964	56,278	150,477	171,810	377,642	18,211	52,836	51,580	13,418
167,652	147,034	256,210	13,582	839,101	32,554	121,352	128,987	457,970	48,070	109,699	36,828	89,136
1,026,836	918,706	2,376,979	487,814	14,199,046	334,792	797,306	1,224,905	4,436,339	430,740	993,229	386,233	1,050,311
1,169	0	33,543	1,240	78,547	1,081	231	13,805	21,858	1,170	652	0	113
9,884	0	37,600	43,715	117,769	26,748	14,262	74,379	182,737	91,714	29,961	0	17,330
211	0	25,666	0	9,063	0	0	0	790	667	3,185	0	130
9,898	0	235,760	0	128,537	0	0	0	18,377	1,630	9,129	0	20,430
8,835	14,060	18,318	5,134	112,059	5,764	12,771	15,433	45,197	2,629	8,406	4,284	6,563
7,700	10,762	17,742	4,404	107,040	3,949	10,582	14,624	45,485	3,400	8,082	3,990	7,754
7,316	11,383	18,571	3,902	74,811	5,925	11,197	11,228	36,825	2,008	7,024	3,984	5,178
3,919	4,480	17,838	2,271	93,437	2,676	4,532	9,658	26,636	1,966	4,873	1,905	5,009
7,006	8,189	26,753	3,805	160,196	5,415	8,686	15,636	51,725	4,563	10,525	3,723	10,659
1,497	2,174	5,940	824	25,029	946	1,694	2,064	8,642	685	1,918	693	1,660
7,248	8,821	17,965	4,037	175,109	5,282	8,916	6,837	54,968	4,834	10,602	4,078	12,348
12,754	18,540	36,156	7,405	205,496	8,440	17,303	25,091	71,833	4,595	13,279	6,189	11,572
14,706	18,951	44,495	8,209	267,236	9,364	19,268	30,260	97,210	7,963	18,607	7,713	18,413
8,813	13,557	24,511	4,726	99,840	6,871	12,891	13,292	45,467	2,693	8,942	4,677	6,838
7,248	8,821	17,965	4,037	175,109	5,282	8,916	6,837	54,968	4,834	10,602	4,078	12,348
30,767	41,329	86,971	16,972	542,185	21,517	41,075	50,389	197,645	15,490	38,151	16,468	37,599



		Champaign	Clark	Logan	Defiance	Fulton	Henry	Lucas	Ottawa	Sandusky	Williams	Wood
<b>Pounds of Food Distributed, by Source</b>	Donated	678,321	3,957,564	607,918	346,461	87,374	58,399	1,486,594	103,436	94,615	221,631	275,776
	Purchased	107,875	936,632	128,344	20,949	6,934	6,011	98,799	7,948	13,806	7,297	30,386
	TEFAP	247,959	1,205,866	374,310	0	0	0	0	0	0	0	0
	CSFP	57,952	363,164	76,876	0	0	0	0	0	0	0	0
	ACP	57,437	335,640	79,573	30,164	6,613	11,984	77,416	16,125	15,282	21,065	19,960
	OFP	70,269	264,717	130,836	121,583	45,158	18,025	650,562	14,590	38,423	46,632	159,255
	<b>Total</b>	<b>1,219,813</b>	<b>7,063,583</b>	<b>1,397,857</b>	<b>519,157</b>	<b>146,079</b>	<b>94,419</b>	<b>2,313,371</b>	<b>142,099</b>	<b>162,126</b>	<b>296,625</b>	<b>485,377</b>
<b>Meal Site Statistics</b>	People	41,346	20,814	19,596	11,623	1,504	0	44,272	1,231	2,368	0	847
	Meals	60,660	82,693	26,002	11,732	1,639	0	84,353	1,231	4,289	0	14,013
<b>Shelter Statistics</b>	People	28,564	8,604	7,570	156	0	1,333	24,048	6,280	0	0	2,981
	Meals	36,137	28,605	8,638	14,244	0	26,139	432,661	39,224	0	0	29,063
<b>Households without children</b>	HHs	8,396	32,328	11,385	6,799	3,002	864	61,935	2,684	4,104	5,359	9,029
	Adults	6,618	36,792	9,535	6,754	2,631	791	61,349	1,289	4,495	4,554	7,486
	Seniors	8,100	24,142	10,262	5,576	2,155	665	43,125	2,190	2,675	4,953	7,454
<b>Households with children</b>	HHs	3,400	16,758	4,037	3,326	1,600	517	35,045	648	2,601	2,099	4,270
	Adults	6,186	32,104	7,611	7,253	2,819	1,292	60,105	1,175	5,036	4,199	8,379
	Seniors	1,728	6,695	1,777	1,157	573	149	13,055	125	773	560	1,567
	Children	7,435	35,303	8,475	7,283	3,592	1,171	78,801	1,197	5,961	4,294	8,926
<b>Total household and individual statistics</b>	HHs	11,796	49,086	15,422	10,125	4,602	1,381	96,980	3,332	6,705	7,458	13,299
	Adults	12,804	68,896	17,146	14,007	5,450	2,083	121,454	2,464	9,531	8,753	15,865
	Seniors	9,828	30,837	12,039	6,733	2,728	814	56,180	2,315	3,448	5,513	9,021
	Children	7,435	35,303	8,475	7,283	3,592	1,171	78,801	1,197	5,961	4,294	8,926
	People	30,067	135,036	37,660	28,023	11,770	4,068	256,435	5,976	18,940	18,560	33,812

TEFAP: The Emergency Food Assistance Program

ACP: Ohio Agricultural Clearance Program

CSFP: Commodity Supplemental Food Program

OFP: Ohio Food Program



Athens	Gallia	Hocking	Jackson	Lawrence	Meigs	Morgan	Perry	Vinton	Washington	Greene	Montgomery	Preble
85,533	37,405	75,141	99,199	100	32,711	53,777	28,290	110,969	49,012	1,801,049	5,890,065	206,719
13,329	1,757	4,185	6,443	0	2,805	5,262	3,944	3,147	3,746	195,412	924,940	56,194
325,217	91,562	315,727	228,302	293,272	112,276	104,367	212,698	144,398	201,396	838,730	2,359,973	203,830
78,512	54,742	76,979	83,790	72,475	40,529	37,065	87,701	19,824	107,940	44,322	344,070	0
9,605	765	24,556	41,847	4,176	7,208	1,690	14,812	21,905	2,896	327,195	1,034,327	50,984
154,591	36,590	137,091	97,952	112,988	52,063	39,934	63,240	62,607	83,404	178,332	568,402	42,435
666,787	222,821	633,679	557,533	483,011	247,592	242,095	410,685	362,850	448,394	3,385,040	11,121,777	560,162
1,729	0	0	4,028	0	0	0	0	0	129	886	55,006	126
3,009	0	0	45,353	0	0	0	0	0	1,445	5,711	831,237	1,664
0	0	0	0	0	0	0	0	0	0	144	690	52
0	0	0	0	0	0	0	0	0	0	715	11,243	1,291
14,323	2,861	5,054	7,868	6,004	2,749	4,294	5,225	6,006	5,136	21,213	111,852	5,216
14,274	2,735	4,059	6,012	4,974	2,319	3,166	4,113	5,823	4,257	21,395	108,881	5,256
11,918	2,536	4,809	8,931	5,761	2,902	3,915	6,080	4,900	5,003	18,204	78,481	4,259
12,349	1,178	1,974	2,126	2,153	1,019	1,349	1,896	2,115	2,025	12,674	50,642	2,297
18,164	2,193	3,925	3,451	3,919	1,910	2,626	3,648	4,116	3,162	26,416	98,113	4,597
3,923	657	1,167	1,397	1,279	506	533	1,508	918	736	6,303	20,361	801
17,580	2,331	3,721	4,118	3,963	1,965	2,932	4,044	4,979	3,243	29,039	108,109	4,854
26,672	4,039	7,028	9,994	8,157	3,768	5,643	7,121	8,121	7,161	33,887	162,494	7,513
32,438	4,928	7,984	9,463	8,893	4,229	5,792	7,761	9,939	7,419	47,811	206,994	9,853
15,841	3,193	5,976	10,328	7,040	3,408	4,448	7,588	5,818	5,739	24,507	98,842	5,060
17,580	2,331	3,721	4,118	3,963	1,965	2,932	4,044	4,979	3,243	29,039	108,109	4,854
65,859	10,452	17,681	23,909	19,896	9,602	13,172	19,393	20,736	16,401	101,357	413,945	19,767



**Ohio Association of Foodbanks**  
*Ohio's largest charitable response  
to hunger since 1991*

100 E. Broad St. Suite 501, Columbus, OH 43215  
ohiofoodbanks.org • 614-221-4336