HOW

Ohio's foodbanks work together to strengthen communities

Ohio Association of Foodbanks 2026 Annual Report









OHIO ASSOCIATION OF FOODBANKS

HOW

OUR NETWORK OPERATES

The Ohio Association of Foodbanks (OAF) is proud to represent Ohio's 12 Feeding America foodbanks and their more than 3,600 local hunger relief partners. Together, we form a coordinated statewide network that works with a variety of partners to help Ohioans facing hunger in all of Ohio's 88 counties access nutritious food.

OAF supports this work through coordination, collaboration, and capacity building. We champion policies, programs, and partnerships that help families thrive, provide tools and insights that improve network operations, support the food supply chain system, and foster collaboration to make Ohio's hunger relief system stronger.

Ohio's foodbanks strive to meet neighbors where they are and tailor services to the unique needs of their communities. In addition to supplying food to thousands of local pantries, meal programs, and shelters, foodbanks operate direct distribution programs, on-site markets, mobile and pop-up food pantries, and home delivery services that reach rural and underserved areas. Many provide on-site demonstration kitchens, nutrition education, workshops, and classes that help families make the most of available resources. Foodbanks also connect neighbors to critical supports through SNAP application assistance, health care coverage enrollment assistance, workforce development programs, and more to promote household stability.

Together, we partner to connect neighbors with nutritious food, strengthen communities, and advance solutions that prevent hunger and support food security. We are grateful for our partnerships with elected leaders, local communities, farmers, businesses, healthcare providers, volunteers, donors, and supporters who share our commitment to a food secure Ohio.



Mission

To partner with Ohio's Feeding America foodbanks to connect Ohioans with the food and resources they need and to support policies and programs that address food insecurity.

Vision

Stronger communities and better outcomes across Ohio through reliable access to healthy food.

To learn more about the impact of Ohio's foodbanks and the work of the Ohio Association of Foodbanks, we invite you to visit our website and connect with us on social media.

www.ohiofoodbanks.org

/OhioFoodbanks @ohiofoodbanks @ohiofoodbanks

WHO

OUR BOARD OF DIRECTORS

Our Board of Directors is made up of the CEOs of each of our 12 member foodbanks, providing a unique opportunity for collaboration, shared leadership, and collective impact. We are grateful for their guidance and support as our Board, and for their dedicated service as foodbank leaders working every day to strengthen communities across Ohio.

Julie Chase-Morefield, Chair
Second Harvest Food Bank of North Central Ohio

Terry Perdue, Secretary
Shared Harvest Foodbank

James Caldwell, Member
Toledo Northwestern Ohio Food Bank

Daniel Flowers, Member
Akron-Canton Regional Foodbank

Renee Fuller, Member
Second Harvest Food Bank of the Mahoning Valley

Matt Habash, Member
Mid-Ohio Food Collective

Michelle Riley, Vice Chair
The Foodbank, Inc.

Kelly Hatas, Treasurer
SE Ohio Foodbank & Kitchen - Program of Hocking Athens Perry CAP

Tommie Harner, Member
West Ohio Food Bank

Alex Jackson, Member
Second Harvest Food Bank of Champaign, Clark, and Logan Counties

Kreg Keesee, Member
Freestore Foodbank

Kristin Warzocha, Member
Greater Cleveland Food Bank



Thank You!

HOW

OUR NETWORK MAKES AN IMPACT

Our statewide network of 12 Feeding America foodbanks and 3,692 member hunger relief agencies and programs provided 269,762,118 pounds of take-home groceries, or enough to provide 225 million meals, from July 1, 2025, to June 30, 2026.

Collectively, our network fulfilled 5,526,937 visits by households to food pantries. On average, we provided take-home groceries to 1.34 million household members each month, or 16,104,510 service visits total during the year, including 4,859,049 children (30.2%), 7,964,131 adults (49.4%), and 3,281,330 seniors (20.4%). Our network also provided 18,291,260 prepared meals through shelters, congregate feeding sites, and other meal programs.



Greater Cleveland Food Bank

1,198 member agencies serving 6 counties

55,350,640 pounds of food distributed

912,629 households with 2,366,238 household members served

635,309 children, 1,083,156 adults, 647,773 seniors

Second Harvest Food Bank of North Central Ohio

140 member agencies serving 4 counties

11,051,779 pounds of food distributed

288,682 households with 831,959 household members served

242,629 children, 390,687 adults, 198,643 seniors

Akron-Canton Regional Foodbank

595 member agencies serving 8 counties

41,648,811 pounds of food distributed

819,624 households with 2,386,750 household members served

716,118 children, 1,192,105 adults, 478,527 seniors

Second Harvest Food Bank of the Mahoning Valley

131 member agencies serving 3 counties

9,682,776 pounds of food distributed

178,296 households with 461,238 household members served

131,720 children, 212,901 adults, 116,617 seniors

mid-ohio food collective

574 member agencies serving 20 counties

69,289,337 pounds of food distributed

1,682,706 households with 5,468,085 household members served

1,733,046 children, 2,816,083 adults, 918,956 seniors

WestOhio Food Bank

100 member agencies serving 11 counties

7,848,038 pounds of food distributed

150,612 households with 398,311 household members served

111,333 children, 187,386 adults, 99,592 seniors

Freestore Foodbank

Food • Connection • Hope

393 member agencies serving 8 counties

31,165,531 pounds of food distributed

574,541 households with 1,619,757 household members served

533,354 children, 788,866 adults, 297,537 seniors

Shared Harvest Foodbank

121 member agencies serving 5 counties

11,928,674 pounds of food distributed

182,078 households with 559,032 household members served

186,740 children, 280,018 adults, 92,274 seniors

Second Harvest Food Bank Champaign•Clark•Logan

68 member agencies serving 3 counties

4,523,556 pounds of food distributed

72,962 households with 206,038 household members served

57,648 children, 103,679 adults, 44,711 seniors

Toledo Northwestern Ohio Food Bank

169 member agencies serving 8 counties

5,505,101 pounds of food distributed

243,295 households with 617,983 household members served

186,733 children, 303,611 adults, 127,639 seniors

SE Ohio Foodbank

A HAPCAP Program

72 member agencies serving 10 counties

4,895,289 pounds of food distributed

138,052 households with 361,112 household members served

86,840 children, 180,923 adults, 93,349 seniors

The Foodbank

Solving Hunger In the Miami Valley

131 member agencies serving 3 counties

16,872,586 pounds of food distributed

283,460 households with 828,007 household members served

237,579 children, 424,716 adults, 165,712 seniors

To calculate meals served, we utilize Feeding America's formula of 1.2 pounds of food per meal. Household service statistics represent duplicated counts, meaning that a family visiting multiple times during the year would be counted each time they receive food.

HOW

OUR NETWORK SOURCES AND RESCUES FOOD

Ohio's 12 foodbanks source millions of pounds of food each year through a combination of local partnerships, purchased food, rescued product, and government support. As independent nonprofit organizations, foodbanks cultivate relationships with grocers and retailers, farmers and processors, manufacturers and distributors, and community partners to recover wholesome food that might otherwise go to waste. They partner with the federal government and the State of Ohio to safely store and supply a variety of domestic commodities throughout Ohio's hunger relief network. They also secure local funding from foundations, businesses, and donors to purchase additional food and meet the unique needs of their communities. Many even grow additional food directly through farms, gardens, and greenhouses that double as settings for agricultural education.

The Ohio Association of Foodbanks strengthens these efforts through statewide programs and partnerships. Through the Ohio Food Program and Agricultural Clearance Program, we work with Ohio farmers, processors, and food manufacturers to acquire nutritious food and ship it to foodbanks across the state.

Beyond food sourcing, the Ohio Association of Foodbanks helps prepare the network to respond when emergencies arise. From severe weather and local disasters to broader disruptions in the food supply, we support coordination, planning, and communication to help foodbanks meet increased community need. We also regularly convene foodbank leaders and staff to share best practices, strengthen operations, identify innovative solutions, and collaborate on strategies that improve services for Ohioans facing hunger. Together, these efforts help ensure foodbanks have the resources, relationships, and support needed to provide food and assistance to communities in all 88 Ohio counties.



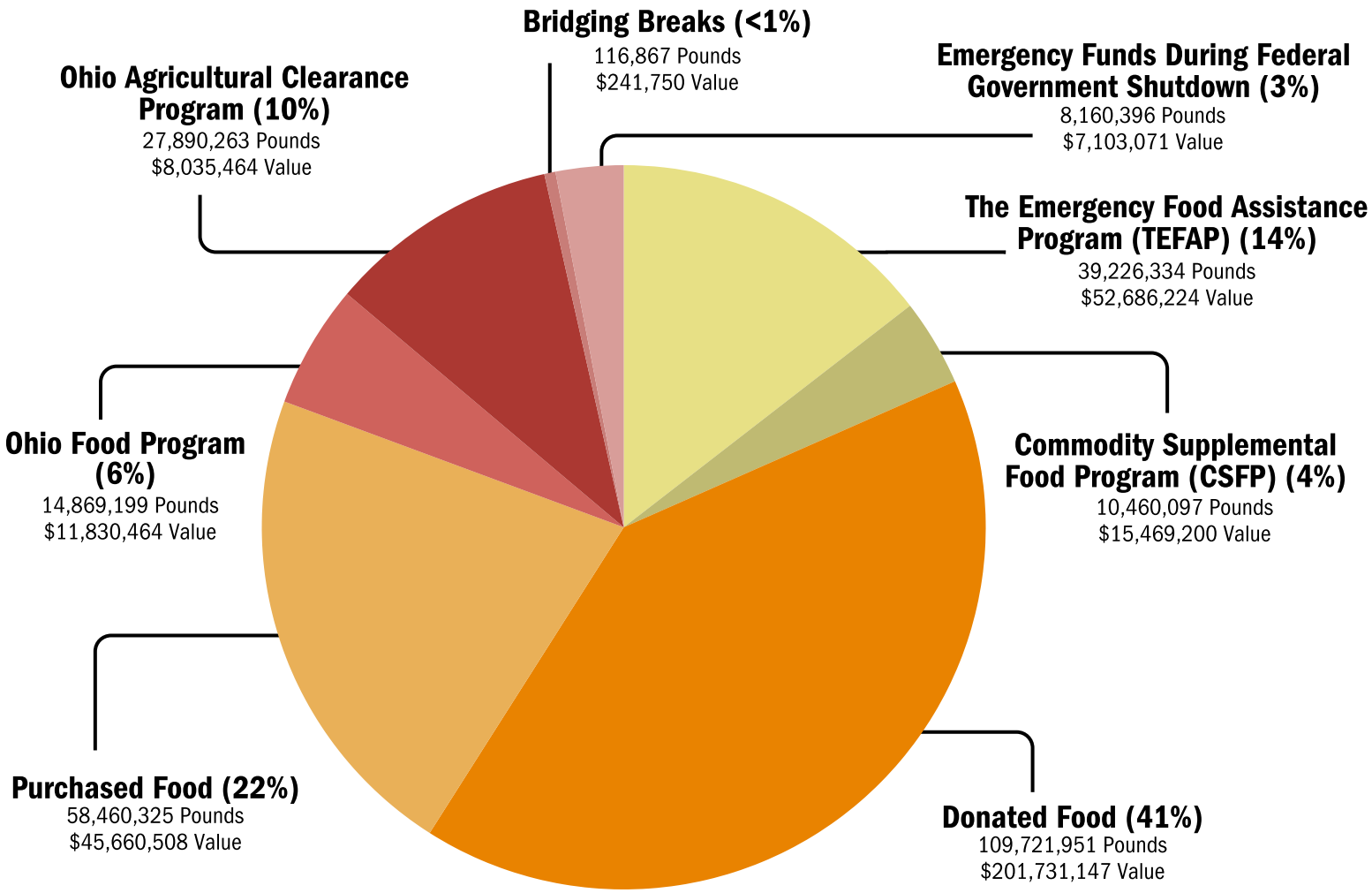

Federal Funding Sources:

Commodity Supplemental Food Program: CSFP is administered by the USDA with funding appropriated by Congress to provide monthly food boxes to low-income older adults.

The Emergency Food Assistance Program: TEFAP is administered by the USDA with funding appropriated by Congress to provide food to people facing hunger.

Local Funding Sources:

Purchased Food: Purchased foods are products that foodbanks buy using monetary donations, grants, and charitable dollars.

Donated Food: Donated foods include products donated through retailer and manufacturer donations and corporate and community-based food drives.

State Funding Sources:

Ohio Agricultural Clearance Program: Operated by the Ohio Association of Foodbanks with funding from the State of Ohio to procure surplus and unmarketable fruits, vegetables, and dairy items.

Ohio Food Program: Operated by the Ohio Association of Foodbanks with funding from the State of Ohio to purchase bulk or surplus shelf-stable and protein items.

Bridging Breaks: Operated by the Ohio Association of Foodbanks with funding from the Governor's Office of Faith-Based and Community Initiatives to supply students with take-home foods during school breaks.

Emergency Funds During Federal Government Shutdown: Foods sourced by foodbanks with emergency Temporary Assistance to Needy Families (TANF) funds supplied by the State of Ohio during a lapse in SNAP benefits

HOW

OUR NETWORK WORKS TOGETHER TO SOURCE FOOD AT THE STATE LEVEL

OHIO FOOD PROGRAM

The Ohio Food Program makes highly desired shelf-stable foods and wholesome protein items available to Ohio's 12 Feeding America foodbanks, supporting hunger relief efforts in every region of the state. By leveraging statewide purchasing power to source essential and high-demand products in bulk at reduced costs, the program maximizes resources and strengthens local food inventories, and helps ensure families across Ohio have consistent access to healthy, nutritious meals.

Top 10 Commodities

COMMODITY	LBS.	COST/LBS.
Chicken, Fresh & Ground	1,588,760	$0.74
Milk, Fresh	1,216,219	$0.37
Eggs, Fresh	865,145	$0.48
Pasta, Dry	762,158	$0.73
Cereal	701,116	$1.33
Green Beans, Canned	645,864	$0.52
Spaghetti Sauce	620,643	$0.62
Macaroni & Cheese	521,832	$0.76
Rice	510,442	$0.42
Baked Beans	505,253	$0.68

These are the top 10 of 50 total commodities sourced and supplied through the Ohio Food Program.

$0.80

average cost per pound

14,869,199

pounds of wholesome food distributed



The Ohio Association of Foodbanks proudly operates the state-funded Ohio Food Program and Ohio Agricultural Clearance Program, supported by the State of Ohio and administered by the Ohio Department of Job and Family Services. In partnership with the Ohio General Assembly, these programs help Ohio's foodbanks strengthen Ohio agriculture, reduce food waste by rescuing surplus foods, and connect households with nutritious, center-of-the-plate items.

OHIO AGRICULUTRAL CLEARANCE PROGRAM

The Ohio Agricultural Clearance Program directs surplus and unmarketable agricultural products from Ohio farmers, growers, and producers to Ohio's 12 Feeding America foodbanks. Through this program, tens of millions of pounds of fresh fruits and vegetables reach Ohio families each year. By rescuing farm-fresh products that might otherwise go unused, the program supports Ohio agriculture, reduces food waste, and expands access to nutritious food in communities across the state.

Top 10 Commodities

COMMODITY	LBS.	COST/LBS.
Potatoes	6,237,696	$0.18
Onions	3,190,288	$0.24
Cabbage	2,674,466	$0.23
Apples	2,172,835	$0.39
Melons	2,109,523	$0.34
Sweet Corn, Fresh	1,613,799	$0.33
Zucchini	1,074,333	$0.33
Cucumbers	1,045,758	$0.25
Peppers	999,225	$0.43
Sweet Potatoes	968,000	$0.23

These are the top 10 of 30 total commodities offered through the Ohio Agricultural Clearance Program.

$0.29

average cost per pound

27,890,263

pounds of wholesome food distributed



Spending Categories for the Ohio Food Program and Ohio Agricultural Clearance Program

Food Purchases:	$19,865,929
Storage & Distribution:	$2,946,000
Program Administration:	$1,473,000
Capacity Building:	$265,071
Total Program Cost	$24,550,00

We are grateful to our state partners, funders, and vendors whose support and collaboration help make this work possible. For full cost-per-pound details and a complete list of vendors, please see the Appendix on pages 23-24.

HOW

OUR NETWORK WORKS WITH THE STATE OF OHIO AND USDA TO FEED FAMILIES

Ohio's foodbanks serve as the primary distribution hubs for federal commodity programs throughout the state, including the Emergency Food Assistance Program (TEFAP) and the Commodity Supplemental Food Program (CSFP). Foodbanks receive, store, and transport USDA foods for these programs. Foodbanks work alongside thousands of local food pantries, meal sites, and other community partners to supply these foods throughout every county in Ohio. This statewide hunger relief network distributes food through a variety of models, including grocery store-style pantry hours, mobile food distributions, home deliveries, and more. Many foodbanks also partner with the Ohio Department of Education and Workforce and USDA to operate out-of-school-time meal programs, helping connect children with nutritious meals when school is not in session. Together, these partnerships strengthen local communities and ensure food assistance reaches Ohioans where they live, work, learn, and pray.







Ohio’s foodbanks work closely with the Ohio Department of Job and Family Services and the U.S. Department of Agriculture (USDA) to coordinate the flow of food and resources through Ohio's statewide hunger relief network. Through programs such as TEFAP and CSFP, they are an important partner in the domestic supply chain and nutrition safety net, facilitating the storage, allocation, transportation, tracking, and reporting of distributions of federal foods to families in need.

The Ohio Association of Foodbanks also works with state and federal partners on a variety of programs and initiatives that help increase access to nutritious food and strengthen food security across Ohio, including:



FIELD TO FOOD BANK

Launched in October 2025 by the Ohio Division of Wildlife, the Field to Food Bank program is a unique partnership that supports both wildlife management and hunger relief. In its first year, hunters donated 182 deer, providing protein to Ohio's emergency food network. By leveraging harvested deer to help feed families in need, the initiative increases access to food while supporting responsible wildlife management across Ohio.

36,400

servings of venison donated through the Field to Food Bank program



GOFBCI BRIDGING BREAKS

In SFY 2026, the Ohio Association of Foodbanks received $250,000 through the Governor's Office of Faith-Based and Community Initiatives to support the Bridging Breaks program. Working with nine of Ohio's regional Feeding America foodbanks and local partners, the program provided produce and other child friendly foods to families during extended school closures, reaching 4,023 children across 17 counties through 25 community distribution sites.

185,768lbs

of fresh produce, dairy, and kid-friendly protein items distributed through the Bridging Breaks Program

When federal funding lapsed during the longest federal government shutdown in history in October 2025, interrupting food assistance for Ohio families, the Ohio Association of Foodbanks worked closely with the DeWine Administration, the Ohio General Assembly, and the Ohio Department of Job and Family Services to respond to the crisis. We are grateful to our state partners for their leadership and commitment to Ohio families. Through emergency state support and coordinated action, Ohio's foodbank network was able to replenish critical food supplies and continue serving neighbors in need, demonstrating the power of strong public-private partnerships during times of uncertainty.

HOW

OUR NETWORK LEVERAGES THE POWER OF VOLUNTEERS AND COMMUNITY PARTNERS

Volunteers are the backbone of foodbank operations, providing critical support that helps connect food with individuals and families in need. Across Ohio, volunteers assist with sorting and packing donated food, restocking pantry and market shelves, preparing emergency food boxes, and loading groceries into vehicles during distributions. Many also support specialized programs by delivering food directly to homebound seniors and others who face transportation barriers. Their time, dedication, and compassion are invaluable and irreplaceable.





Foodbanks work in close partnership with a diverse network of local agencies and community organizations that help make food assistance available and accessible to Ohioans in need. These partners include faith-based food pantries, social service organizations, soup kitchens, hot meal sites, homeless shelters, senior centers, school-based programs, and other nonprofit and community partners serving Ohioans experiencing hardship. Through this statewide hunger relief network and the power of countless dedicated community volunteers, we supplied food to an average of more than 44,000 people every day last year.

Ohio's foodbanks also develop innovative programs and partnerships tailored to the unique needs of their communities. Foodbanks are providing one-stop-shop community resource centers, opening markets on evenings and weekends to serve working families, and installing food lockers to make fresh food more available in food deserts. Many foodbanks partner with schools and health care providers to increase access to nutritious food through school-based pantries and Food Is Medicine initiatives. Recruiting and retaining an active, vibrant volunteer network helps free up staff time and resources to focus on pursuing upstream solutions and new ways to build a food secure Ohio.

OAF Network

All 12	10	11	7
foodbanks operate a mobile pantry program	foodbanks operate a home delivery program	foodbanks operate a college pantry in partnership with their local colleges	foodbanks operate a workforce development program

Meeting Neighbors where they are!

HOW

OUR NETWORK EMBRACES THE POWER OF AMERICORPS TO MAXIMIZE IMPACT

Each year, Ohio's foodbanks leverage about 100,000 unduplicated volunteers that provide hundreds of thousands of volunteer hours in service to our shared mission. This year, 96,730 different volunteers contributed 412,855 volunteers hours, representing $13.3 million in donated labor.



OAF operates national service programs as a natural extension of this commitment to volunteerism. AmeriCorps Volunteers serving through our ShareCorps program, support capacity-building efforts such as volunteer recruitment and coordination, fund development, and process and program improvement. AmeriCorps Volunteers serving through our Healthy Harvest Corps program are supporting Food Is Medicine initiatives through hands-on activities and service roles. We are proud to partner with AmeriCorps and ServeOhio, Ohio Commission on Service and Volunteerism, to deploy these dedicated national service members in Ohio's communities.

ShareCorps

$1,254,002	4,243	373	558
generated through cash and in-kind donations	volunteers recruited	new systems implemented	outreach events

Healthy Harvest Corps

44,833	251	125	830
Lbs. of food distributed through healthy food box programs	individuals served through health care referrals	individuals trained on Healthy Eating Research Guidelines	youth reached through healthy snack demonstrations

> Many of the kids were excited to taste another new snack item. Although some didn't like it, some enjoyed it so much that they took some home to try to grow at home! By the end of the session, every child had tried both snacks and left with a sense of accomplishment and a sticker. The experience showed them that healthy foods can be simple, hands-on, and surprisingly tasty, especially when they're fresh, whole foods.

Healthy Harvest Corps Volunteer, The Foodbank Inc.



HOW

OUR NETWORK SUPPORTS HEALTH

Healthy bodies and minds require nutritious meals at every stage of life. By providing reliable access to nutritious food, Ohio's foodbank network helps reduce stress, support chronic disease management, improve overall health outcomes, and ensure Ohioans have the nourishment they need to thrive.



The Ohio Association of Foodbanks network surveyed 2,644 food pantry visitors in spring 2026 to better understand food security and the challenges families face in meeting their basic needs. The survey results underscore the significant hardships many households continue to face. Respondents reported making trade-offs between purchasing food and paying for other essential expenses, while many also experienced skipped meals, reduced food intake, and ongoing concern about having enough food to feed their families. Some of the key findings include:

45%

of households surveyed included at least one member with high blood pressure/hypertension

31%

of households surveyed included at least one member with diabetes

48%

of households surveyed chose between affording medicine or affording food

52%

of households surveyed reported at least one member of the household skipped meals during the past year

51%

of households surveyed reported that their decreased stress levels were an important value of receiving food assistance

39%

of households surveyed said that receiving food assistance helped them eat healthier food than they would have otherwise

> "The pantry makes it easier to eat healthy because there's a large amount of fresh fruits and fresh vegetables that I can always choose from. I try to see what I can get from the pantries first and then do additional grocery shopping so that I'm not purchasing the same things. So, if I get some type of beef or I have potatoes, then it's like, okay then all I need to do is go get a cabbage or a broccoli."
>
> Kiarius, Cuyahoga County Neighbor



Kiarius

65

organizations participate in the Ohio Food is Medicine Collaborative

Foodbanks have long played a critical role in addressing hunger, but their role in advancing health continues to grow. As trusted community institutions, foodbanks and their partner agencies are increasingly serving as access points for Food Is Medicine initiatives that recognize the powerful connection between nutrition and health outcomes. The Ohio Food Is Medicine Collaborative defines Food Is Medicine as a continuum of services that provide nutritious foods to prevent, manage, or treat diet-related health risks and conditions while integrating those services with healthcare. Through the Ohio Food Is Medicine Collaborative, the Ohio Association of Foodbanks convenes healthcare providers, foodbanks, researchers, and community partners to advance programs and policies that recognize nutritious food as an essential component of health.

OAF helps grow promising initiatives, such as Farmacy Ohio and Healthy Harvest Corps, to expand Food Is Medicine models in communities across the state. Through statewide coordination, technical assistance, and capacity building, OAF helps foodbanks strengthen efforts that connect upstream food access as a tool for promoting improved health care outcomes downstream.



Farmacy Ohio

Farmacy Ohio is a partnership with patients and health care providers that seeks to improve health through better food access. Eligible individuals can be referred by their doctor and receive a Farmacy Ohio Card that can be used at participating food pantry locations to receive additional fresh produce that helps improve and manage health conditions. **Last year, Farmacy Ohio expanded into 6 additional counties in Southeast and Northeast Ohio.**

Healthy Harvest Corps members are focused on supporting efforts to scale and sustain Food Is Medicine initiatives at Ohio foodbanks. Through direct service activities, members support new, emerging, and expanding programs that address hunger as a social determinant of health, helping connect neighbors with nutritious food and other resources that support healthy lives.



"Mary's project at the Akron-Canton Regional Foodbank focuses on supporting food pantry operations while integrating a stronger emphasis on nutrition across the foodbank network. By implementing the SWAP nutrition ranking system, she is moving to promote healthier food choices in pantries and increase nutrition accessibility. This project has led Mary to organize resources and build training materials that will support staff and foodbank partners, even beyond her service term. We believe these efforts have helped lay a foundation for nutrition to be integrated more intentionally into pantry operations."

Akron-Canton Regional Foodbank site supervisor

Healthy Harvest Corps Member Mary McGlone implemented the Healthy Eating Research (HER) Guidelines Supporting Wellness at Pantries (SWAP) nutrition ranking system

HOW

OUR NETWORK SUPPORTS ECONOMIC SECURITY AND HOUSEHOLD STABILITY

Ohio foodbanks know that food insecurity is often a symptom of broader economic instability, which is why many foodbanks partner with community organizations to offer workforce development programs, wraparound services, community health initiatives, and one-on-one support. These efforts help individuals and families access employment opportunities, healthcare, public benefits, and other critical resources that can improve economic security and overall well-being.



By helping to train neighbors for in-demand jobs through onsite workforce development programs or reducing barriers to reentry into the workforce for individuals at risk of recidivism, foodbanks address challenges some neighbors face with underemployment. By employing community health workers to address health needs holistically and operating community resource centers that serve as hubs for streamlined health and social services, foodbanks go beyond food to open pathways toward stability. These are just some models that Ohio's foodbanks use to help Ohioans meet immediate needs while building and pursuing a brighter, food secure tomorrow.

When OAF surveyed 2,644 food pantry visitors in the spring of 2026 some of the key findings included:

43%

of households surveyed reported that help from foodbanks freed up resources to cover other essential expenses beyond food

84%

of households surveyed expected to rely on free meals or groceries as often or more often in the next year compared to this year

"Our bills added all up is more than what my husband's making. And what I'm doing with gas prices, it's just not coming together. I try to [earn income as a ride share driver] when I can. We've pretty much sold a lot of our stuff. So yeah, just doing what we can. I had used up all of my credit limit, and now I'm in debt recovery. It [food insecurity] can happen to anybody. I mean things were going great between both of us working but life happens and here we are. We're just trying to make ends meet by whatever means necessary."

Ashley, Ashland County Neighbor

While foodbanks and their community partners make the day-to-day connections, provide direct support, and help neighbors navigate challenges, the Ohio Association of Foodbanks supports these efforts by securing resources, administering statewide programs, promoting compliance, elevating best practices, and building partnerships that strengthen the network.

One important program that helps prevent hunger and connect many food insecure Ohio families to improved household food stability is the Supplemental Nutrition Assistance Program (SNAP), which helps eligible households purchase food at their local grocery store, food retailer, or farmers market.



OAF and Ohio's foodbanks participate in Ohio's SNAP Outreach Plan, providing SNAP education and application assistance and partnering to support program access and integrity in partnership with the USDA, the Ohio Department of Job and Family Services, and County Job and Family Services agencies. SNAP application assisters support individuals throughout the application process and beyond, including with interim reporting and other program requirements. Last year, thanks to the collective efforts of OAF and Ohio's participating foodbanks:



SNAP Assisters Annual Training

155,518

Ohioans were pre-screened for potential SNAP eligibility

31,591

Ohioans received application assistance

While nutritious food is a critical component of good health, families also need access to affordable healthcare to prevent and manage chronic conditions. Households frequently report choosing between affording food or affording medicine or medical care. Foodbanks and their partner agencies serve as trusted community hubs where neighbors can gather, access information, and connect to a wide range of resources beyond food assistance. Through programs like Get Covered Ohio and Connecting Kids to Coverage (CKC), the Ohio Association of Foodbanks works with Ohio's foodbanks to connect neighbors to healthcare coverage and services that support healthier, more stable lives. Last year, thanks to these combined activities:

4,057

Ohioans were helped with a Medicaid or Marketplace application

1,570

Ohio families submitted an application for health coverage through CKC


Medicaid Navigators and SNAP Assisters

HOW

OUR NETWORK SUPPORTS COLLABORATION WITH PUBLIC PARTNERS

Public-private partnerships and sound public policy form the foundation of Ohio's hunger relief system. Addressing food insecurity requires collaboration among government agencies, policymakers, businesses, farmers, food manufacturers, retailers, charitable and faith-based organizations, and local communities, each contributing resources, expertise, and investments that no single sector could provide alone.

Through these partnerships, Ohio's foodbanks are able to leverage public resources alongside private support to distribute nutritious food, respond to emerging needs, and serve families in every corner of the state. Together, these relationships create a stronger, more resilient network capable of meeting immediate needs while supporting long-term community well-being.



Check out the PSA video here!

In the summer of 2026, the Ohio Association of Foodbanks partnered with Lt. Governor Jim Tressel, the Ohio Department of Education and Workforce, and Children's Hunger Alliance to help raise awareness of summer nutrition resources available to Ohio children and families. Through a coordinated outreach campaign, including a public service announcement featuring Lt. Governor Jim Tressel, we shared information about SUN Meals, SUN Bucks or Summer EBT, foodbanks, food pantries, and other community resources to help ensure children had access to nutritious food while school was out of session. This partnership highlighted the importance of collaboration in connecting families with the food assistance programs they need during the summer months.



A recent example of our work alongside state leaders is the modernization of Ohio's SNAP EBT card system. We applaud the Ohio General Assembly's passage of important fraud protections that will save taxpayer dollars and protect low-income Ohioans. The transition to chip-enabled EBT cards will help prevent organized criminals from stealing benefits from Ohio families, safeguard the integrity of nutrition assistance programs, and ensure critical food assistance reaches the households it is intended to serve. We were proud to support this effort and partner with state leaders to strengthen protections for vulnerable Ohioans.

Through strong collaboration with the Ohio General Assembly, Governor DeWine's Administration, state agencies, local communities, and private-sector partners, we are able to advance solutions that strengthen Ohio's hunger relief system and better serve families across the state.













The Ohio Association of Foodbanks serves as a connector between Ohio's foodbanks, Ohioans facing hunger, and policymakers, helping elevate local priorities and bring decision makers closer to the communities they represent. Through ongoing relationship building, education and outreach, site visits, legislative meetings, and community events, OAF helps foodbanks engage their elected officials and share the impact of their work. By connecting local experiences with public policy discussions, OAF helps advance practical, nonpartisan solutions that strengthen food security and support Ohio families.

HOW

OUR NETWORK IS SUPPORTED

Each of our member foodbanks are independent 501(c)(3) charitable organizations rooted in their local communities. Their ability to inspire generous support from local donors, volunteers, businesses, and community partners reflects the trust they have built and the vital role they play in addressing hunger close to home. We have the opportunity to steward investments in service to our shared statewide mission. The generosity of these funders, donors, and partners helped provide nutritious food, vital resources, and essential support to Ohio families facing hunger and the local providers they count on. Together, this combination of strong local investment and statewide partnership strengthens our collective work to build a more food secure Ohio. We are deeply grateful to all who share their compassion and commitment to creating lasting change in their communities.

PUBLIC FUNDERS AND PARTNERS

136th Ohio General Assembly
AmeriCorps
Governor's Office of Faith-Based and Community Initiatives
Office of Governor Mike DeWine
Office of Lt. Governor Jim Tressel
Office of the Ohio Attorney General
Ohio Department of Agriculture
Ohio Department of Development
Ohio Department of Education and Workforce
Ohio Department of Health
Ohio Department of Insurance
Ohio Department of Job and Family Services
Ohio Department of Medicaid
Ohio Department of Natural Resources
Ohio Department of Rehabilitation and Correction
Ohio Penal Industries and the Pickaway Correctional Institution
ServeOhio
U.S. Department of Agriculture Marketing Service
U.S. Department of Agriculture Food and Nutrition Service
U.S. Department of Health and Human Services: Centers for Medicare & Medicaid Services

OTHER FUNDERS AND DONORS

Aetna/CVS Health
American Endowment Foundation
American Family Insurance Dreams Foundation
AmeriHealth Caritas Ohio
Ameriprise Financial
Buckeye Health
CareSource Foundation
Cariloop
Cellutions, LLC
Centene Foundation
Center on Budget and Policy Priorities
Farm Credit Mid-America
Feeding America
The George Gund Foundation
German American Bank
Heartland Bank Community Foundation
Integrity Marketing Group
MAZON: A Jewish Response to Hunger
Mirolo Charitable Foundation
Pinnacle Orthodontics
Policy Matters Ohio
Share Our Strength
SpartanNash Foundation
United HealthCare Services, Inc.

Thank You to the 435 individuals that made contributions to our mission

HOW

OUR WORK IS SUSTAINED

REVENUE	
Government Revenue	$33,326,376
Foundation Revenue	$1,545,423
Other Operating Income	$266,724
Dues from Foodbanks	$245,500
Donations	$184,846
Interest Income	$284,043
Total Revenue	**$35,852,912**

EXPENSES	
Food Programs*	$28,390,366
Other Programs **	$5,728,224
Administration	$913,638
Fundraising	$16,800
Total Expenses	**$35,049,028**

*Includes the Ohio Food Program and Agricultural Clearance Program, and other food programs.

**Includes AmeriCorps, SNAP, SNAP-Ed, HEAP, Navigator, Connecting Kids to Coverage, and other programs.



Ohio's foodbanks came together to create a statewide association 35 years ago, and this year we worked collaboratively on a strategic framework that will guide us over the remainder of this decade. Our team is humbled to carry our values of **stewardship, collaboration, responsiveness, respect, and impact** into every role we play. We look forward to partnering in the years ahead toward **reliable access to food** that is healthy and local, **stronger communities** through common ground, and **better outcomes** through Food Is Medicine. And we are grateful for your trust in us. Thank you.

Jesse Novotny
Executive Director







Cherry, Hocking County Neighbor



Charmaine

"It [foodbanks] actually makes you have food that you want to actually cook and use, and I am like, oh yeah, this can last my kids for a minute. I do appreciate how the produce was very healthy. The vegetables and potatoes were amazing. Everything was good quality."

Charmaine, Cuyahoga County Neighbor


Glen

> In this economy nowadays, every little bit helps. You can be up on the top of the hill today, at the bottom tomorrow. I appreciate what everybody's [foodbanks] doing. It comes in mighty handy lots of times.

Glen, Erie County Neighbor







Joe, Mercer County Neighbor

OHIO FOOD PROGRAM AND AGRICULTURAL CLEARANCE PROGRAM COMMODITIES

OHIO FOOD PROGRAM

COMMODITY	LBS.	COST/LBS.
Ancient Grains	34,560	$1.63
Applesauce	358,552	$0.68
Baked Beans	505,253	$0.68
Baking Mixes	171,060	$0.44
Beef Canned	19,120	$4.02
Beef Fresh & Ground	126,586	$2.63
Boxed Dinners	80,344	$1.53
Broth	49,856	$0.72
Butter	21,600	$2.43
Carrots Canned	289,654	$0.72
Cereal	701,116	$1.33
Cheese Fresh	125,082	$2.27
Chicken Canned	140,257	$2.51
Chicken Fresh & Ground	1,588,760	$0.74
Chili All Varieties	301,044	$0.95
Corn Canned	370,504	$0.61
Deli Meat	136,188	$1.42
Eggs Fresh	865,145	$0.48
Fish Frozen	33,600	$2.40
Fruit Canned	417,996	$0.73
Fruit Dried	4,000	$6.06
Green Beans Canned	645,864	$0.52
Ham Canned	34,752	$2.79
Ham Fresh & Ground	87,987	$2.76
Hot Dogs	214,536	$1.45
Jelly All Varieties	290,200	$0.66
Juice All Varieties	280,688	$0.50
Legumes	272,172	$0.59
Macaroni & Cheese	521,832	$0.76
Milk Aseptic	375,859	$0.51
Milk Fresh	1,216,219	$0.37
Misc Grocery Items	5,320	$1.13
Mixed Vegetables	211,398	$0.79
Pancake Mix	216,576	$0.78
Pancake Syrup	161,466	$0.43
Pasta Canned	367,572	$0.78
Pasta Dry	762,158	$0.73
Peanut Butter	175,889	$1.16
Peas Canned	265,719	$0.56
Potatoes Processed	26,295	$1.63
Protein Boxes	12,507	$5.15
Rice	510,442	$0.42
Sloppy Joe Sauce	107,075	$0.78
Soup All Varieties	483,832	$1.01
Spaghetti Sauce	620,643	$0.62
Stew All Varieties	162,912	$0.98
Tomatoes Canned	366,590	$0.51
Tuna	20,412	$1.43
Turkey Fresh & Ground	86,088	$2.24
Turkey Sausage	25,920	$1.74
Total	**14,869,199**	**$0.80**

OHIO AGRICULTURAL CLEARANCE PROGRAM

COMMODITY	LBS.	COST/LBS.
Apples	2,172,835	$0.39
Beans Fresh	82,234	$0.36
Beets	41,167	$0.38
Broccoli	202,337	$0.53
Cabbage	2,674,466	$0.23
Carrots	743,444	$0.25
Cauliflower	8,058	$0.24
Celery	42,240	$0.40
Citrus	819,674	$0.43
Cucumbers	1,045,758	$0.25
Eggplant	269,499	$0.40
Fall Squash	286,462	$0.28
Greens	382,537	$0.51
Herbs Fresh	3,618	$0.28
Lettuce	295,497	$0.22
Melons	2,109,523	$0.34
Onions	3,190,288	$0.24
Peppers	999,225	$0.43
Pineapple	36,000	$0.46
Potatoes	6,237,696	$0.18
Produce Boxes	129,120	$0.70
Radish	118,253	$0.69
Strawberries	9,600	$1.25
Sweet Corn Fresh	1,613,799	$0.33
Sweet Potatoes	968,000	$0.23
Tomatoes Fresh	891,752	$0.42
Tree Fruit	129,033	$0.55
Turnips	24,000	$0.48
Watermelon	796,777	$0.22
Yellow Squash	493,038	$0.33
Zucchini	1,074,333	$0.33
Total	**27,890,263**	**$0.29**



OHIO FOOD PROGRAM AND AGRICULTURAL CLEARANCE PROGRAM VENDORS

We extend our sincere gratitude to the vendors of the Ohio Food Program and Agricultural Clearance Program whose partnership helps connect nourishing food with Ohio families facing hunger.

VENDORS FOR FOOD PROGRAMS

A & J Global
Acorn Distributors, Inc.
Alpine Foods, Inc.
Alternative Invenroty Solutions inc.
Baker Farms
Big Daddy Foods, Inc.
Bob Evans
Borden Dairy of Ohio
Broccoli Associates, Inc
Brumbaugh Fruit Farm
Burnette Foods, Inc.
Buurma Farms, Inc.
Cherry Central
Clark Fruit & Vegetable Farm
Cooper Farms
DNO, Inc.
Doug R Walcher Farms
Ed Kluba Farms
Farmer's Choice, Inc.
Feeding America
Francis Produce
Fruit Growers Marketing Assoc.
Galot, Inc.
Genuine Georgia
Gerber Poultry
Gibbs McCormick, Inc.
Gram's Family Farm Market
Great Lakes Packers, Inc.
Gredohn Farms
Green Field Farms Co-Op
Gulf Pacific
Gumz Farms
Hall Growers Inc.
Happy Chicken Farms
Hatch
Hidden Hills Orchards
Hidden Valley Industries
Hillandale Farms
Hirzel Canning Company
Holthouse Farms
Huffman Fruit Farm
Ideal Specialties Inc
Iott Ranch & Orchard, Inc.
IRBN, Inc.
Jackson Farming Company
JK Snacks
John Witter
Keystone Meats
Kings Poultry Farm
LA Foods
Lanning's Foods
Lucas Brothers Farms
Lynd Fruit Farm
Malone Orchards
Maple Drive Farms, Inc.
Mark Schmittgen
McLane Global
McMaster Farms
Michael Family Farms
Michael Farms, Inc
Michael Garver
Mitten Produce
MJ Kellner
Mrs. Dennis Potato Farm, Inc.
Myrick Produce Inc.
ODNR Division of Wildlife
Onion Boy Inc.
OPI Industrial Training Program
Owl Creek Produce Auction
Pharmavite
Phillips Meat Processing LLC
Premier Produce Services
Produce Packaging Inc
Rainsboro
Richland Gro-Op
Royal Food Import Corporation
Scioto Valley Produce Auction
Second Harvest FB of Mid Tenn
Sharratt Provision
Shredding Hunger
Silvestri Farm Market
Simco Sales
Smith Family Foods
Snowville Creamery - ACH
Southeast Regional Cooperative (SERC)
Southern Corporate Packers
Subco
Sugardale Foods, Inc
Sunco
Sunrise Farms
Tank's Meats, Inc
The Beckman & Gast Co.
The Kroger Company
Tyler's Farm LLC
Umoja Health - ACH
Value Added Food Sales
Weaver Brothers., Inc.
Wenger's Produce
Wiers Farm Inc
Witten Farm Market
Yeary Orchard
Zwanenberg Food Group

Thank You!

	Pounds of food distributed, by source								Meal Site Statistics	
	Donated	TEFAP	CSFP	Purchased	Bridging Breaks	SD TANF	ACP	OCP	People	Meals
Greater Cleveland Food Bank										
Ashland	205,616	162,253	58,065	391,408	-	10,595	107,380	10,866	12,341	41,321
Ashtabula	720,629	150	-	946,438	-	37,286	218,171	103,707	19,317	37,718
Cuyahoga	12,536,407	7,098,651	909,700	18,335,026	-	772,942	3,301,157	1,422,150	841,059	4,641,543
Geauga	351,096	173,731	4,829	420,291	-	18,212	73,798	41,371	905	43,382
Lake	1,472,703	510,269	55,168	1,793,714	-	58,940	231,007	106,965	51,225	68,676
Richland	939,675	463,335	170,300	789,488	-	36,790	233,579	56,783	9,982	287,004
Total	16,226,126	8,408,389	1,198,062	22,676,365	-	934,765	4,165,091	1,741,842	934,829	5,119,644
Second Harvest Food Bank of North Central Ohio										
Crawford	219,743	146,729	81,515	316,712	-	16,229	73,987	78,879	1,043	1,195
Erie	990,372	319,381	151,213	417,988	-	55,332	219,190	102,283	23,320	36,329
Huron	344,174	275,200	109,725	399,590	-	43,030	162,756	112,052	3,281	15,008
Lorain	1,925,047	1,175,059	376,621	1,690,339	-	170,783	567,874	509,977	279,972	340,745
Total	3,479,335	1,916,370	719,074	2,824,629	-	285,374	1,023,807	803,190	307,616	393,277
Akron-Canton Regional Foodbank										
Carroll	299,399	158,133	11,880	157,516	-	16,536	46,303	48,424	968	1,386
Holmes	351,924	137,876	6,692	164,427	-	40,486	42,286	121,997	-	-
Medina	695,561	329,165	54,558	426,643	-	47,431	139,491	138,775	146,952	160,801
Portage	836,621	363,299	48,571	542,574	-	24,730	114,558	86,450	32,492	68,908
Stark	6,707,983	1,894,781	162,911	2,288,269	16,320	299,553	657,320	840,651	298,669	413,770
Summit	8,312,201	2,183,302	222,637	4,340,919	3,840	289,742	863,247	905,871	187,317	399,523
Tuscarawas	1,687,375	807,238	52,590	996,857	-	122,538	379,353	428,830	33,002	64,942
Wayne	717,350	292,632	26,053	432,027	-	49,355	100,077	114,683	38,559	110,359
Total	19,608,414	6,166,426	585,892	9,349,232	20,160	890,371	2,342,635	2,685,681	737,959	1,219,689
Second Harvest Food Bank of the Mahoning Valley										
Columbiana	626,209	640,745	41,994	465,323	-	137,564	278,212	232,781	161	226
Mahoning	1,096,802	972,426	122,180	704,313	-	243,016	521,527	394,164	43,765	118,915
Trumbull	845,103	818,364	86,560	557,041	22,334	187,399	379,396	309,323	166,326	204,364
Total	2,568,114	2,431,535	250,734	1,726,677	22,334	567,979	1,179,135	936,268	210,252	323,505
mid-ohio food collective (foodbank | farm | farmacy | kitchen | market)										
Belmont	1,457,469	189,034	136,990	254,867	-	294,304	556,814	46,980	5,526	31,766
Coshocton	344,080	31,311	63,126	39,744	-	63,112	95,513	2,289	-	-
Delaware	544,139	144,978	27,614	228,561	-	102,472	167,202	25,543	7,997	31,980
Fairfield	1,345,471	215,455	77,936	262,251	-	137,197	163,666	50,542	27,864	58,617
Fayette	475,693	41,050	67,140	95,726	-	62,987	76,541	7,411	8,366	8,466
Franklin	16,452,227	5,316,641	628,350	7,602,313	-	1,934,747	7,918,143	1,139,898	776,518	1,552,308
Guernsey	481,383	50,615	117,523	76,818	-	57,947	130,300	15,845	30,494	250,438
Harrison	93,197	22,213	71,800	71,826	-	7,034	39,804	2,008	-	-
Jefferson	1,369,783	321,937	38,170	203,858	-	222,173	516,304	48,861	10,126	12,465
Knox	869,568	215,443	13,905	161,766	-	92,839	156,414	35,522	12,545	12,680
Licking	2,312,815	623,077	52,800	120,726	-	144,671	539,628	174,164	229,566	229,966
Madison	1,051,938	143,024	20,280	60,964	23,411	44,603	23,490	13,595	4,757	8,050
Marion	736,924	180,120	49,670	264,657	-	107,054	167,602	22,208	11,258	39,531
Monroe	120,507	34,980	16,140	102,915	-	24,270	64,488	4,931	18,417	18,417
Morrow	319,491	174,013	21,030	90,954	-	64,050	150,761	26,694	-	-
Muskigum	1,095,956	227,265	155,660	200,629	-	162,442	264,426	37,294	154,835	182,714
Noble	42,702	13,206	21,630	21,541	-	26,469	42,942	3,929	16,505	16,505
Pickaway	501,205	85,508	29,250	112,406	-	66,207	106,276	13,051	720	12,274
Ross	1,612,582	461,702	57,680	327,432	-	161,165	238,139	77,652	24,310	24,300
Union	283,935	27,681	62,635	76,929		59,078	123,562	4,147	15,165	15,165
Total	31,511,062	8,519,251	1,729,328	10,376,884	23,411	3,834,819	11,542,015	1,752,566	1,354,969	2,505,642

Households without children			Households with children				Total household and individual statistics				
HHs	Adults	Seniors	HHs	Adults	Seniors	Children	HHs	Adults	Seniors	Children	People
10,207	9,334	10,211	5,806	11,434	1,786	11,971	16,013	20,768	11,997	11,971	12,341
20,188	18,797	21,400	7,941	15,426	3,145	16,564	28,129	34,223	24,545	16,564	19,317
495,938	413,282	406,136	234,320	433,621	102,093	510,752	730,258	846,903	508,229	510,752	942,824
8,497	7,764	9,394	3,519	7,206	1,032	7,446	12,016	14,970	10,426	7,446	4,793
42,610	41,514	42,298	21,054	42,179	8,507	44,076	63,664	83,693	50,805	44,076	57,065
42,287	40,721	32,853	20,262	41,878	8,918	44,500	62,549	82,599	41,771	44,500	9,982
619,727	531,412	522,292	292,902	551,744	125,481	635,309	912,629	1,083,156	647,773	635,309	1,046,322
10,686	9,591	9,949	5,927	11,861	2,764	12,810	16,613	21,452	12,713	12,810	1,043
49,550	42,030	40,643	23,776	42,643	8,106	51,046	73,326	84,673	48,749	51,046	32,861
19,975	17,948	18,069	12,797	26,055	4,656	28,120	32,772	44,003	22,725	28,120	3,281
98,814	105,722	84,671	67,157	134,837	29,785	150,653	165,971	240,559	114,456	150,653	298,628
179,025	175,291	153,332	109,657	215,396	45,311	242,629	288,682	390,687	198,643	242,629	335,813
6,363	5,438	6,116	3,476	7,494	1,096	7,522	9,839	12,932	7,212	7,522	9,857
7,387	7,980	6,854	3,829	8,345	942	8,787	11,216	16,325	7,796	8,787	2,873
27,366	23,351	26,557	14,629	26,668	5,457	29,498	41,995	50,019	32,014	29,498	154,434
32,543	33,485	23,581	12,964	24,123	3,694	26,701	45,507	57,608	27,275	26,701	41,107
175,734	195,854	127,924	106,156	222,975	34,510	242,815	281,890	418,829	162,434	242,815	529,073
196,136	216,585	139,723	141,194	280,176	49,021	318,218	337,330	496,761	188,744	318,218	411,219
32,803	36,892	27,524	27,826	60,901	7,118	63,538	60,629	97,793	34,642	63,538	42,309
21,577	24,627	15,957	9,641	17,211	2,453	19,039	31,218	41,838	18,410	19,039	75,670
499,909	544,212	374,236	319,715	647,893	104,291	716,118	819,624	1,192,105	478,527	716,118	1,266,542
27,005	25,666	23,632	14,025	27,649	4,651	29,741	41,030	53,315	28,283	29,741	161
41,759	38,497	36,600	27,852	45,132	10,654	59,178	69,611	83,629	47,254	59,178	45,595
47,849	41,446	35,025	19,806	34,511	6,055	42,801	67,655	75,957	41,080	42,801	166,943
116,613	105,609	95,257	61,683	107,292	21,360	131,720	178,296	212,901	116,617	131,720	212,699
32,901	24,611	32,823	10,966	21,604	4,661	22,025	43,867	46,215	37,484	22,025	5,526
11,142	11,235	8,765	3,917	7,300	926	7,806	15,059	18,535	9,691	7,806	-
18,174	21,546	14,945	16,022	35,078	4,513	37,184	34,196	56,624	19,458	37,184	7,997
28,650	32,280	19,395	19,841	40,232	5,251	47,490	48,491	72,512	24,646	47,490	28,178
7,772	8,369	6,212	4,006	8,631	1,678	8,983	11,778	17,000	7,890	8,983	8,366
508,297	698,073	335,529	569,299	1,350,531	179,779	1,311,962	1,077,596	2,048,604	515,308	1,311,962	816,018
15,000	12,367	13,440	4,394	9,365	1,654	9,049	19,394	21,732	15,094	9,049	30,494
4,799	5,644	4,418	3,765	8,078	1,900	7,226	8,564	13,722	6,318	7,226	-
38,729	29,025	25,535	24,485	24,833	5,496	25,631	63,214	53,858	31,031	25,631	14,926
15,171	12,398	12,021	8,565	14,855	1,930	19,374	23,736	27,253	13,951	19,374	26,515
103,791	88,170	83,245	38,682	72,512	11,496	77,141	142,473	160,682	94,741	77,141	229,566
7,123	7,372	5,794	5,817	12,659	1,752	13,322	12,940	20,031	7,546	13,322	5,130
16,025	16,857	14,418	12,055	19,835	4,479	34,624	28,080	36,692	18,897	34,624	11,258
3,114	2,736	2,917	1,221	2,293	468	2,816	4,335	5,029	3,385	2,816	18,417
10,240	10,025	9,513	5,371	11,082	2,365	12,077	15,611	21,107	11,878	12,077	-
20,967	21,072	18,575	11,778	36,573	4,612	26,510	32,745	57,645	23,187	26,510	155,581
5,767	4,427	6,021	1,203	2,417	571	2,461	6,970	6,844	6,592	2,461	21,248
8,667	8,796	8,065	5,800	11,827	2,025	12,524	14,467	20,623	10,090	12,524	720
44,892	46,160	39,468	21,762	44,608	12,888	43,189	66,654	90,768	52,356	43,189	24,310
7,241	7,219	7,383	5,295	13,388	2,030	11,652	12,536	20,607	9,413	11,652	15,165
908,462	1,068,382	668,482	774,244	1,747,701	250,474	1,733,046	1,682,706	2,816,083	918,956	1,733,046	1,419,415

	Pounds of food distributed, by source								Meal Site Statistics	
	Donated	TEFAP	CSFP	Purchased	Bridging Breaks	SD TANF	ACP	OCP	People	Meals
West Ohio Food Bank										
Allen	1,484,031	518,113	225,325	88,204	3,571	123,436	449,723	207,765	12,896	50,442
Auglaize	246,016	93,190	37,145	16,628	-	3,012	49,524	34,318	5,800	6,407
Hancock	506,258	239,555	42,291	141,157	738	6,330	74,401	40,196	2,710	2,942
Hardin	327,683	98,332	39,748	17,035	-	16,358	80,426	47,360	7,432	7,432
Mercer	45,230	45,825	15,733	4,997	-	6,371	41,526	59,746	-	-
Paulding	182,023	48,958	26,280	5,261	-	8,876	17,274	24,643	2,847	2,847
Putnam	153,066	85,263	24,301	44,413	-	21,358	58,786	60,111	-	-
Seneca	154,711	147,462	93,290	17,608	-	5,399	62,044	27,284	4,262	12,048
Shelby	258,360	48,628	53,344	22,067	150	5,371	48,408	34,080	35,091	52,302
Van Wert	164,303	81,585	21,013	12,754	-	12,122	45,598	34,452	15,371	30,594
Wyandot	96,308	52,078	29,333	5,742	-	6,943	33,762	35,929	891	891
Total	3,617,988	1,458,989	607,805	375,866	4,459	215,576	961,472	605,884	87,300	165,905
Freestore Foodbank										
Adams	339,034	198,748	129,785	265,683	-	19,302	169,106	98,506	6,203	40,448
Brown	689,070	274,902	106,276	311,100	-	20,499	217,717	133,626	3,439	33,570
Clermont	1,371,022	412,669	402,238	1,535,217	-	82,660	902,160	261,917	24,823	274,435
Clinton	180,177	51,203	75,621	90,483	-	10,068	108,198	23,468	5,161	39,445
Hamilton	6,864,603	1,801,260	1,080,998	5,329,277	-	249,292	3,273,699	794,728	4,437	14,855
Highland	218,006	55,193	172,567	91,730	-	4,326	59,612	26,950	4,437	14,855
Pike	358,278	145,588	136,327	165,297	-	24,198	279,686	72,101	31,524	717,644
Scioto	397,685	167,221	188,106	432,111	17,330	12,846	188,747	77,316	19,901	39,304
Total	10,417,873	3,106,784	2,291,918	8,220,899	17,330	423,191	5,198,925	1,488,612	99,925	1,174,556
Shared Harvest Foodbank										
Butler	3,831,883	1,129,663	1,238,581	485,953	8,000	86,637	239,394	608,802	56,343	311,434
Darke	295,773	209,864	43,896	76,179	-	40,038	61,979	99,352	1,662	2,204
Miami	653,149	299,553	71,294	51,286	-	79,158	76,630	170,088	4,780	46,751
Preble	112,866	74,406	48,666	52,697	-	32,315	31,364	33,840	1,738	2,190
Warren	1,054,021	214,321	83,488	122,694	-	38,499	33,332	139,018	942	39,493
Total	5,947,692	1,927,806	1,485,925	788,807	8,000	276,646	442,699	1,051,100	65,465	402,072
Second Harvest Food Bank Champaign+Clark+Logan										
Champaign	537,330	144,499	47,482	19,346	-	27,210	-	72,578	67,477	102,584
Clark	1,702,539	622,227	227,486	83,415	-	77,288	-	161,424	30,356	109,759
Logan	376,567	221,722	52,160	29,002	-	30,855	-	90,427	13,753	15,690
Total	2,616,436	988,448	327,128	131,763	-	135,353	-	324,428	111,586	228,033
Toledo Northwestern Ohio Food Bank										
Defiance	338,050	-	-	5,589	5,677	-	46,956	191,354	13,080	14,361
Fulton	82,579	-	-	3,278	-	-	12,124	81,889	1,858	2,038
Henry	55,422	-	-	4,407	-	-	7,036	31,296	-	-
Lucas	1,548,405	-	-	31,567	6,909	-	139,355	1,362,797	97,450	229,890
Ottawa	119,443	-	-	3,038	-	-	24,935	56,028	509	513
Sandusky	96,033	-	-	7,796	-	-	10,242	81,040	2,445	3,587
Williams	166,228	-	-	1,748	-	-	37,372	88,342	470	696
Wood	430,368	-	-	11,297	2,761	-	42,347	371,393	5,159	6,178
Total	2,836,528	-	-	68,720	15,347	-	320,367	2,264,139	120,971	257,263

Households without children			Households with children				Total household and individual statistics				
HHs	Adults	Seniors	HHs	Adults	Seniors	Children	HHs	Adults	Seniors	Children	People
36,756	34,307	33,486	17,121	32,972	5,715	37,310	53,877	67,279	39,201	37,310	23,360
4,442	3,720	3,861	3,262	5,924	733	7,354	7,704	9,644	4,594	7,354	5,984
9,204	8,211	6,718	5,271	9,273	1,084	11,399	14,475	17,484	7,802	11,399	2,710
7,264	7,151	6,572	3,158	6,448	934	6,580	10,422	13,599	7,506	6,580	7,432
1,841	1,629	1,917	1,146	2,185	385	2,801	2,987	3,814	2,302	2,801	-
3,947	3,493	3,409	2,222	4,524	540	4,656	6,169	8,017	3,949	4,656	2,847
7,213	4,868	7,075	3,405	6,929	810	7,551	10,618	11,797	7,885	7,551	-
5,478	4,063	5,085	2,399	4,559	697	5,234	7,877	8,622	5,782	5,234	4,262
12,307	11,455	9,188	7,881	14,059	1,436	15,895	20,188	25,514	10,624	15,895	35,091
5,918	6,291	4,234	4,335	8,625	966	8,885	10,253	14,916	5,200	8,885	15,371
4,260	3,197	4,189	1,782	3,503	558	3,668	6,042	6,700	4,747	3,668	891
98,630	88,385	85,734	51,982	99,001	13,858	111,333	99,468	187,386	99,592	111,333	97,948
25,233	21,356	14,980	13,252	22,230	3,062	26,963	38,485	37,210	18,042	26,963	6,258
20,300	23,213	17,748	9,648	18,377	3,698	19,882	29,948	36,125	21,446	19,882	3,439
42,286	46,368	42,762	42,372	82,067	14,664	129,665	84,658	124,829	57,426	129,665	24,823
10,515	11,356	8,891	4,555	9,223	2,046	10,319	15,070	18,114	10,937	10,319	5,263
192,642	202,712	113,163	5,351	10,152	1,552	11,477	333,050	380,530	143,209	303,396	93,702
12,134	9,611	8,784	5,351	10,152	1,552	11,477	17,485	18,936	10,336	11,477	4,437
20,337	17,403	19,269	7,922	15,484	2,840	16,764	28,259	34,753	22,109	16,764	31,576
17,427	16,489	12,164	10,159	15,458	1,868	14,888	27,586	27,622	14,032	14,888	34,953
340,874	348,508	237,761	98,610	183,143	31,282	241,435	574,541	678,119	297,537	533,354	204,451
61,826	75,888	40,625	54,729	112,973	13,620	125,838	116,555	188,861	54,245	125,838	56,343
6,439	7,157	5,167	5,082	10,565	1,392	12,583	11,521	17,722	6,559	12,583	1,662
13,959	12,613	8,930	8,327	17,645	2,450	19,285	22,286	30,258	11,380	19,285	4,780
5,298	4,874	5,107	3,222	4,438	1,098	5,356	8,520	9,312	6,205	5,356	1,738
11,632	12,381	10,343	11,564	21,484	3,542	23,678	23,196	33,865	13,885	23,678	942
99,154	112,913	70,172	82,924	167,105	22,102	186,740	182,078	280,018	92,274	186,740	65,465
7,642	5,551	7,443	2,895	5,791	1,276	6,459	10,537	11,342	8,719	6,459	143,833
28,334	34,612	19,446	19,583	40,918	6,063	41,899	47,917	75,530	25,509	41,899	54,463
9,920	8,925	8,670	4,588	7,882	1,813	9,290	14,508	16,807	10,483	9,290	27,230
45,896	49,088	35,559	27,066	54,591	9,152	57,648	72,962	103,679	44,711	57,648	225,526
10,420	10,885	8,322	6,241	13,637	1,902	14,340	16,661	24,522	10,224	14,340	13,080
3,374	2,951	2,733	1,755	3,420	628	4,226	5,129	6,371	3,361	4,226	1,858
1,158	1,163	902	679	1,522	241	1,614	1,837	2,685	1,143	1,614	123
92,370	93,403	61,106	55,726	91,974	21,199	122,812	148,096	185,377	82,305	122,812	160,627
5,849	3,440	5,502	1,749	3,040	446	3,273	7,598	6,480	5,948	3,273	509
10,652	7,340	3,993	11,384	8,033	788	14,629	22,036	15,373	4,781	14,629	2,445
7,422	6,283	6,500	3,131	6,608	612	6,418	10,553	12,891	7,112	6,418	470
22,781	32,169	9,875	8,604	17,743	2,890	19,421	31,385	49,912	12,765	19,421	5,810
154,026	157,634	98,933	89,269	145,977	28,706	186,733	243,295	303,611	127,639	186,733	184,922

	Pounds of food distributed, by source								Meal Site Statistics	
	Donated	TEFAP	CSFP	Purchased	Bridging Breaks	SD TANF	ACP	OCP	People	Meals
SE OHIO FOODBANK A HAPCAP PROGRAM										
Athens	160,941	266,623	133,060	112,601	2,380	17,129	34,320	57,999	4,182	6,656
Gallia	57,738	156,680	75,743	34,523	-	13,908	4,740	32,842	-	-
Hocking	149,024	261,755	91,865	68,898	1,550	29,155	44,504	65,058	-	-
Jackson	165,361	209,342	85,914	29,785	-	24,991	37,972	51,231	-	-
Lawrence	-	212,903	142,302	3,729	-	40,349	14,936	43,803	-	-
Meigs	43,994	88,810	49,546	14,960	-	5,857	8,132	20,384	-	-
Morgan	73,679	93,000	55,367	16,609	700	12,832	13,972	27,492	-	-
Perry	58,025	157,237	123,745	32,699	1,196	21,911	22,256	36,736	-	-
Vinton	196,132	164,077	29,788	43,652	-	15,780	23,323	38,519	-	-
Washington	164,179	94,958	115,794	45,497	-	12,542	7,624	28,634	-	-
Total	1,069,073	1,705,384	903,124	402,953	5,826	194,454	211,779	402,697	4,182	6,656
The Foodbank										
Greene	2,050,999	493,218	36,436	285,930	-	64,650	172,324	203,419	1,339	79,992
Montgomery	7,628,927	2,041,046	324,672	1,198,448	-	331,754	784,632	952,871	34,316	513,603
Preble	143,383	62,689	-	33,153	-	5,464	35,163	23,407	-	-
Total	9,823,310	2,596,953	361,108	1,517,531	-	401,868	992,119	1,179,697	35,655	593,595



Households without children			Households with children				Total household and individual statistics				
HHs	Adults	Seniors	HHs	Adults	Seniors	Children	HHs	Adults	Seniors	Children	People
25,991	28,844	18,872	11,726	24,256	3,345	23,450	37,717	53,100	22,217	23,450	4,182
10,810	11,691	7,542	5,117	8,860	2,556	10,944	15,927	20,551	10,098	10,944	-
11,233	11,968	8,332	5,235	10,280	1,579	10,489	16,468	22,248	9,911	10,489	-
7,189	6,458	7,110	2,787	5,398	1,255	5,612	9,976	11,856	8,365	5,612	-
8,008	9,469	6,460	4,006	8,222	2,000	7,981	12,014	17,691	8,460	7,981	-
3,727	3,306	3,753	1,260	2,486	454	2,562	4,987	5,792	4,207	2,562	-
5,534	4,140	4,610	1,661	3,337	465	3,288	7,195	7,477	5,075	3,288	-
8,457	7,554	7,695	3,887	7,277	1,713	7,880	12,344	14,831	9,408	7,880	-
8,576	8,379	7,908	3,672	7,028	1,357	8,456	12,248	15,407	9,265	8,456	-
6,360	6,114	5,383	2,816	5,856	960	6,178	9,176	11,970	6,343	6,178	-
95,885	97,923	77,665	42,167	83,000	15,684	86,840	138,052	180,923	93,349	86,840	4,182
31,472	32,651	24,414	16,812	34,382	6,073	37,418	48,284	67,033	30,487	37,418	1,886
149,073	177,163	101,608	77,944	170,759	28,009	194,552	227,017	347,922	129,617	194,552	38,120
5,562	4,842	4,783	2,597	4,919	825	5,609	8,159	9,761	5,608	5,609	-
186,107	214,656	130,805	97,353	210,060	34,907	237,579	283,460	424,716	165,712	237,579	40,006









OHIO
ASSOCIATION OF
FOODBANKS

100 E. Broad St., Suite 501
Columbus, OH 43215

ohiofoodbanks.org
EIN: 34-1677838