



OHIO

ASSOCIATION OF
FOODBANKS

2024 Annual Report





Many thanks to our 2024 Board of Directors

Julie Chase-Morefield, Chair
Second Harvest Food Bank of North
Central Ohio

Kurt Reiber, Vice Chair
Freestore Foodbank

Michelle Riley, Secretary
The Foodbank, Inc.

Terry Purdue, Treasurer
Shared Harvest Foodbank

James Caldwell, Member
Toledo Northwestern Ohio Food Bank

Daniel Flower, Member
Akron-Canton Regional Foodbank

Matt Habash, Member
Mid-Ohio Food Collective

Tommie Harner, Member
West Ohio Food Bank

Kelly Hatas, Member
SE Ohio Foodbank & Kitchen

Michael Iberis, Member
Second Harvest Food Bank of the
Mahoning Valley

Andy Irick, Member
Second Harvest Foodbank of
Champaign, Clark, and Logan Counties

Kristin Warzocha, Member
Greater Cleveland Food Bank



Partners, Supporters, Neighbors, and Friends:

At the Ohio Association of Foodbanks, we are deeply honored each day that you entrust us as responsible stewards, impactful partners, and compelling messengers on behalf of your priorities and needs.

I am privileged to witness firsthand the diligence, determination, and passion contributed each day by our team members, our board members, and the staff and volunteers at our member foodbanks. I also know how seriously we each take up this work, bearing in our hearts and minds the good we have it in our power to do for Ohioans facing hunger. Over the past year, we have been proud to build on emerging and established programs and initiatives, from connecting foodbanks with wholesome products from 180+ small and mid-size farmers and producers through the Ohio CAN program to enhancing proven models for addressing root causes of hunger and poverty and preventing downstream impacts of hunger. It has similarly been gratifying to contribute to positive strides in policies that will help to lessen hunger and hardship, such as evolving efforts to address access to nutritious food as a health-related social need and administrative tools that will streamline access to federal nutrition programs.

At the same time, we find ourselves in a monumentally uncertain era, and neighbors facing hunger in Ohio are living through an extraordinarily challenging time. We know from past economic recoveries, swaths of data, and the direct experiences of people impacted by food insecurity that it will take years, not months, for Ohioans to recover in the aftermath of the COVID-19 pandemic. After households finally regained the level of economic security they had prior to the Great Recession over a decade of recovery, they were thrust back into instability in 2020 and are struggling at record levels to afford basic expenses on their own. Our 2024 statewide hunger study found that 96 percent of households seeking help from our network have incomes less than Ohio's median household income, and most are forced to make deeply troubling tradeoffs as they try to put food on the table while paying for housing, utilities, transportation, and health care. This underscores that the work we do in partnership with each of you is as critically important as ever.

We know that Ohio's foodbanks and the 3,600 local pantries and programs that partner with us make tangible, meaningful, and even transformative impacts on Ohio households every day. We can only do so with your continued support. Thank you, warmly, for all the ways in which you continue to offer it.

With immense gratitude for your willingness to join hands with us on our journey toward a food secure state,



Joree Novotny, executive director



The Ohio Association of Foodbanks directly

SUPPLY

Thank you to our sponsors:
Sam Cooper - Howard Hanna
Matt Enright - Cason Home Loans
Ashbaugh Enterprises LLC
Graciously Restored
Brielle Everett - Howard Hanna
Steutsville Sewd Shed
Bennett Home Services
Amanda Family Dental
Amanda Animal Hospital
Pinkstock Homes
Acce Class of 2026
The Baker Warehouse

SPORTS

by supplying food...

Financial Overview

REVENUE SOURCES

Government Revenue	\$70,506,184
Foundation Revenue	\$1,183,208
Other Operating Income	\$355,208
Dues from Foodbanks	\$245,497
Donations	\$133,632
Interest Income	\$976,479
Total Income	\$73,400,208

EXPENSES

Food Programs*	\$60,079,677
Other Programs **	\$6,796,101
Administration	\$2,258,313
Total Expenses	\$69,134,091

*Includes Ohio Food Program and Agricultural Clearance Program, ARPA, and Local Food Purchase Assistance (LFPA)

** Includes AmeriCorps, SNAP and HEAP Outreach, Navigator Program, and Connecting Kids to Coverage

We couldn't do this work without the incredible support of our public and private partners, along with caring community members. To see a full list of the funders and donors who make our mission possible, please visit page 25.



Network Snapshot



Our statewide network of 12 Feeding America foodbanks and 3,572 member hunger relief agencies and programs provided 292,508,341 pounds of take-home groceries, or enough to provide 244 million meals, from July 1, 2023 to June 30, 2024.

Collectively, our network provided those take-home groceries to 5,611,716 households, made up of 15,903,383 household members, including 4,836,741 children (30.4%), 7,801,007 adults (49.0%), and 3,278,414 seniors (20.6%). Our network also provided 38,442 prepared meals through shelters, hot meal sites, Kids Cafes, and other supplemental feeding sites.



**Greater Cleveland
Food Bank**

1,131 member agencies serving 6 counties
58,974,205 pounds of food distributed
879,548 households with 3,094,200 household members served
572,971 children, 1,003,899 adults, 637,782 seniors



127 member agencies serving 4 counties
12,710,245 pounds of food distributed
394,320 households with 1,347,149 household members served
280,100 children, 438,737 adults, 233,992 seniors



**AKRON-CANTON REGIONAL
FOODBANK**

583 member agencies serving 8 counties
37,297,279 pounds of food distributed
916,133 households with 3,007,670 household members served
629,700 children, 1,025,969 adults, 435,868 seniors



**Second Harvest
Food Bank**
of the Mahoning Valley

123 member agencies serving 3 counties
10,561,990 pounds of food distributed
187,756 households with 659,586 household members served
132,639 children, 215,146 adults, 124,045 seniors



**mid-ohio food
collective**

640 member agencies serving 20 counties
82,902,903 pounds of food distributed
1,761,707 households with 7,291,752 household members served
1,793,781 children, 2,850,337 adults, 885,927 seniors



101 member agencies serving 11 counties
9,699,143 pounds of food distributed
132,553 households with 483,285 household members served
99,313 children, 164,239 adults, 87,180 seniors



309 member agencies serving 8 counties
35,082,335 pounds of food distributed
645,204 households with 2,373,681 household members served
581,562 children, 819,134 adults, 327,781 seniors



110 member agencies serving 5 counties
10,793,369 pounds of food distributed
166,055 households with 649,090 household members served
158,717 children, 244,678 adults, 79,640 seniors



75 member agencies serving 3 counties
5,202,076 pounds of food distributed
95,939 households with 349,896 household members served
70,581 children, 124,869 adults, 58,507 seniors



**Toledo Northwestern Ohio
FOOD BANK**

175 member agencies serving 8 counties
5,437,564 pounds of food distributed
207,369 households with 750,632 household members served
166,255 children, 260,614 adults, 116,394 seniors



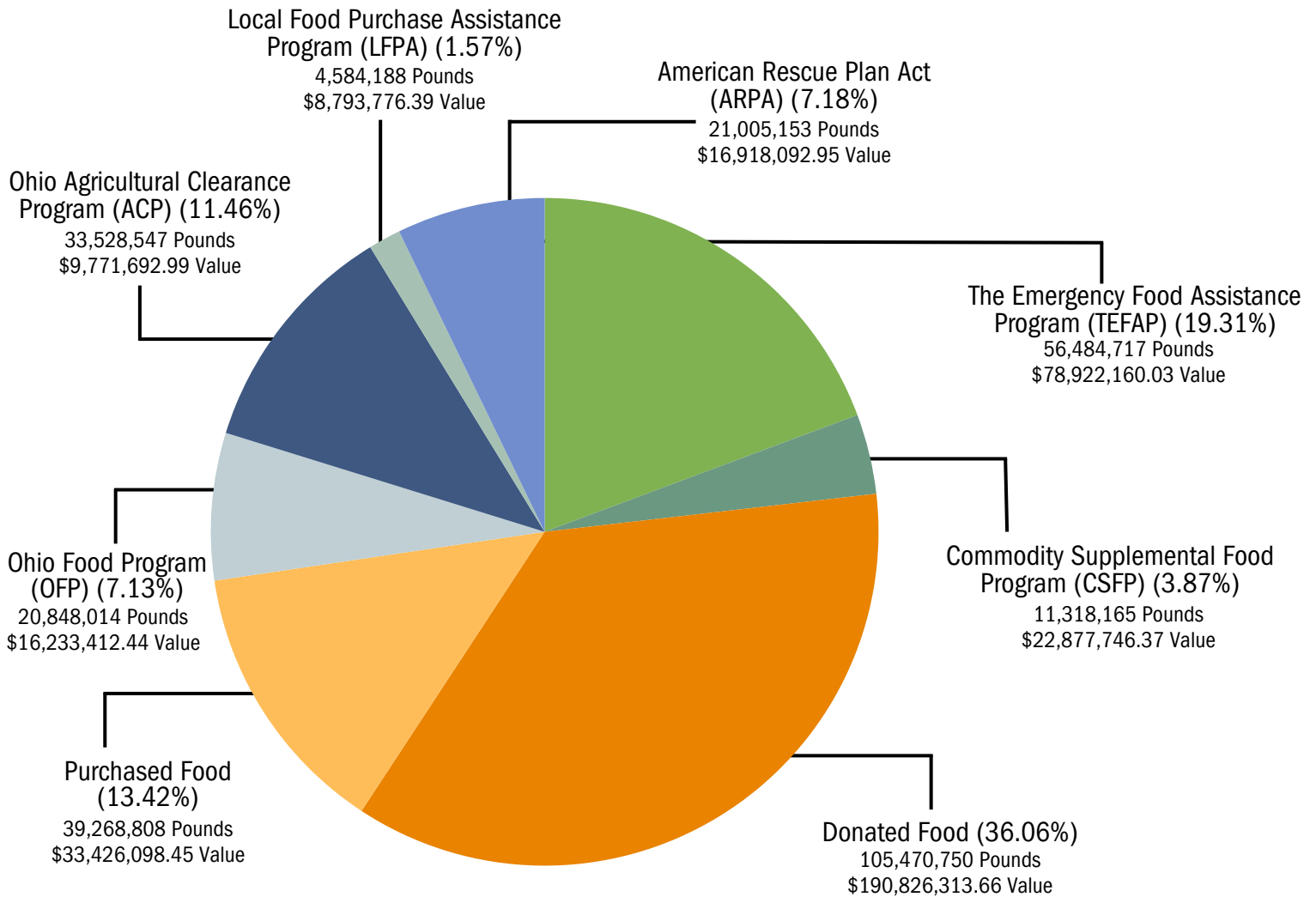
61 member agencies serving 10 counties
5,691,699 pounds of food distributed
140,967 households with 502,978 household members served
87,465 children, 175,724 adults, 98,822 seniors



137 member agencies serving 3 counties
18,034,477 pounds of food distributed
327,127 households with 1,248,142 household members served
263,657 children, 470,384 adults, 186,974 seniors

To calculate meals served, we utilize Feeding America's formula of 1.2 pounds of food per meal. Household service statistics represent duplicated counts, meaning that a family visiting multiple times during the year would be counted each time they receive food.

Sources of food, as distributed



State Funding Sources:

- American Rescue Plan Act: ARPA funds were provided by the state of Ohio to purchase protein, produce, shelf-stable and non-food household items.
- Ohio Agricultural Clearance Program: Operated by the Ohio Association of Foodbanks with funding from the State of Ohio to procure surplus and unmarketable fruits, vegetables, and dairy items.
- Ohio Food Program: Operated by the Ohio Association of Foodbanks with funding from the State of Ohio to purchase shelf-stable and protein items.

Federal Funding Sources:

- Commodity Supplemental Food Program: CSFP is administered by the USDA with funding appropriated by Congress to provide monthly food boxes to low-income older adults.
- The Emergency Food Assistance Program: TEFAP is administered by the USDA with funding appropriated by Congress to provide food to people facing hunger.
- Local Food Purchase Assistance Cooperative: LFPA or Ohio CAN is a program administered by the USDA and implemented in partnership with the State of Ohio to support a resilient local and regional food supply chain.

Private Funding Sources:

- Purchased Food: Purchased foods are products that foodbanks buy using monetary donations and charitable dollars.
- Donated Food: Donated foods include products donated through retailer and manufacturer donations and corporate and community-based food drives.

AMERICAN RESCUE PLAN ACT (ARPA)

COMMODITY A-L	LBS	COMMODITY M-Z	LBS
Apples	312,014	Macaroni & Cheese	230,294
Applesauce	195,075	Melons	1,660,719
Baked Beans	117,087	Milk, Aseptic	264,380
Baking Mixes	50,756	Milk, Fresh	1,989,250
Beans Fresh	14,057	Misc Grocery Items	45,600
Beef, Canned	70,754	Mixed Shelf Stable Boxes	112,050
Beef, Fresh & Ground	243,792	Mixed Vegetables	104,380
Beef, SelectSires Project	28,000	Onions	206,641
Beets	65,406	OPI Pork Processing Project	10,240
Boxed Dinners	53,280	Pancake Mix	71,844
Broccoli	21,204	Pancake Syrup	55,920
Broth	164,344	Pasta, Canned	335,784
Butter	34,054	Peaches	15,075
Cabbage	439,950	Peaches, Canned	57,554
Carrots	123,720	Peanut Butter	145,026
Carrots Canned	119,106	Pears, Canned	39,313
Cauliflower	17,808	Peppers	551,361
Celery	19,200	Personal Care Hygiene	1,022,024
Cereal	166,584	Pineapple	81,360
Cheese, Fresh	79,944	Potatoes	2,046,282
Cheese, Shelf Stable	11,154	Produce Boxes	100,000
Chicken, Canned	271,460	Protein, Boxes	45,618
Chicken, Fresh & Ground	1,113,982	Protein, Other	45,460
Chili, All Varieties	79,296	Radish	54,095
Citrus	192,823	Rice	26,208
Corn, Canned	81,026	Sloppy Joe Sauce	27,200
Cucumbers	432,336	Soup, All Varieties	415,226
Dairy, Boxes	85,889	Spaghetti Sauce	355,342
Deli Meat	45,520	Spices, Dry	8,064
Eggplant	132,764	Stew, All Varieties	215,420
Eggs, Fresh	928,265	Sweet Corn, Fresh	923,942
Fall Squash	108,479	Sweet Potatoes	169,000
Fruit, Canned	261,940	Sweet Potatoes, Canned	71,315
Green Beans, Canned	349,290	Tomatoes, Canned	155,444
Greens	225,615	Tomatoes, Fresh	315,823
Ham, Canned	180,280	Tuna	72,828
Ham, Fresh & Ground	599,091	Turkey, Fresh & Ground	72,490
Herbs, Fresh	45,182	Turkey Sausage	77,920
Hot Dogs	461,693	Turnips	23,750
Jelly, All Varieties	16,416	Yellow Squash	250,109
Juice, All Varieties	302,236	Zucchini	360,525
Kohlrabi	60	Grand Total	21,269,862
Legumes	83,980		
Lettuce	94,076		



The Ohio Association of Foodbanks extends particular thanks to Governor Mike DeWine, the Ohio General Assembly, the Ohio Department of Job and Family Services, and our dedicated partners in the Ohio Cattlemen's Association, Ohio Dairy Producers Association, Ohio Pork Council, Ohio Poultry Association, Ohio Sheep Improvement Association, and Ohio's farmers, growers, and commodity producers. Your steadfast support enables us to provide Ohio-grown and raised foods to families in need, fostering a stronger, more food-secure community.

Ohio Agricultural Clearance Program

COMMODITY	LBS	COST/LBS
Apples	3,152,032	\$0.39
Beans	78,848	\$0.51
Beets	27,793	\$0.43
Berries	1,050	\$1.10
Broccoli	235,616	\$0.69
Brussels Sprouts	11,750	\$0.55
Cabbage	2,279,078	\$0.22
Carrots	750,080	\$0.23
Cauliflower	149,310	\$0.57
Celery	157,888	\$0.33
Cheese	65,214	\$1.65
Citrus	815,924	\$0.48
Cucumbers	979,810	\$0.26
Eggplant	382,050	\$0.51
Fall Squash	564,202	\$0.25
Greens	342,717	\$0.58
Herbs Fresh	9,016	\$0.42
Lettuce	95,843	\$0.60
Melons	1,886,833	\$0.34
Milk Fresh	58,672	\$0.44
Onions	3,458,720	\$0.24
Parsnips	1,060	\$0.55
Peaches	2,450	\$0.64
Peppers	996,752	\$0.46
Pineapple	485,895	\$0.39
Potatoes	10,259,434	\$0.19
Produce Boxes	557,460	\$0.62
Radish	99,190	\$0.73
Sweet Corn Fresh	1,095,508	\$0.34
Sweet Potatoes	1,677,780	\$0.21
Tomatoes Fresh	409,182	\$0.50
Tree Fruit	3,968	\$0.35
Turnips	26,772	\$0.44
Yellow Squash	515,950	\$0.51
Zucchini	794,379	\$0.48
Grand Total	32,428,226	\$0.30

The Ohio Agricultural Clearance Program (ACP), generously funded by the State of Ohio and administered in partnership with the Ohio Department of Job and Family Services, delivers fresh, Ohio-grown fruits, vegetables, and dairy, to families in need. By working with dozens of farmers, growers, and producers across the state, the program ensures that wholesome, nourishing foods are available through our foodbank network.

In State Fiscal Year 2024, the Ohio Agricultural Clearance Program enabled the distribution of 33.5 million pounds of fresh food—equivalent to 27.9 million meals—to Ohio families in need.



COMMODITY	LBS	COST/ LBS
Applesauce	137,318	\$0.68
Baked Beans	241,175	\$0.61
Beef, Canned	17,880	\$2.02
Beef, Fresh & Ground	135,270	\$3.66
Beef Select Sires Project	24,000	\$2.65
Boxed Dinners	57,756	\$3.15
Broth	3,200	\$1.51
Carrots, Canned	97,580	\$1.69
Cereal	260,669	\$0.98
Cheese, Fresh	8,040	\$0.63
Chicken, Canned	63,023	\$1.58
Chicken, Fresh & Ground	362,534	\$2.13
Chili, All Varieties	104,832	\$3.07
Corn, Canned	92,703	\$0.93
Deli Meat	54,720	\$0.94
Eggs, Fresh	452,642	\$0.59
Green Beans, Canned	210,035	\$1.67
Ham, Canned	12,096	\$1.19
Ham, Fresh & Ground	86,532	\$1.45
Hot Dogs	116,793	\$0.60
Jelly, All Varieties	120,688	\$0.47
Juice, All Varieties	277,728	\$2.77
Legumes	205,530	\$2.43
Macaroni & Cheese	112,154	\$1.47
Milk, Aseptic	307,920	\$1.05
Milk, Fresh	118,800	\$0.49
Misc Grocery Items	82,800	\$0.62
Mixed Vegetables	41,990	\$0.68
Pancake Mix	167,706	\$0.51
Pancake Syrup	138,000	\$0.33
Pasta, Canned	649,362	\$0.43
Pasta, Dry	313,404	\$0.70
Peaches, Canned	158,653	\$0.78
Peanut Butter	240,645	\$0.60
Pears, Canned	103,870	\$0.81
Peas	279,055	\$0.71
Potatoes, Processed	75,840	\$1.07
Protein Boxes	33,761	\$1.30
Protein, Other	23,508	\$0.77
Rice	50,430	\$0.45
Sloppy Joe Sauce	106,811	\$0.39
Soup, All Varieties	245,406	\$3.83
Spaghetti Sauce	166,345	\$2.90
Spices, Dry	4,704	\$0.49
Stew, All Varieties	84,000	\$0.86
Tomatoes, Canned	116,280	\$0.86
Turkey, Fresh & Ground	30,096	\$0.62
Turkey Sausage	37,440	\$1.78
Sweet Potatoes, Canned	39,780	\$1.06
Tomatoes, Canned	292,846	\$0.60
Tuna	47,208	\$1.63
Turkey, Fresh & Ground	54,190	\$2.26
Turkey Sausage	103,360	\$1.82
Grand Total	17,436,770	\$0.93

Ohio Food Program

The Ohio Food Program (OFP), generously supported by the State of Ohio and administered in collaboration with the Ohio Department of Job and Family Services, ensures access to essential, shelf-stable foods and key staple items. These high-demand foods, often hard to source through traditional channels, are purchased in bulk at a lower cost, ensuring that Ohio's foodbanks remain well-stocked and Ohio families have nutritious meals.

In State Fiscal Year 2024, the Ohio Food Program enabled foodbanks to distribute 20.8 million pounds of wholesome food—equivalent to 17.3 million meals—to families across the state.

SPENDING CATEGORIES FOR THE OHIO FOOD PROGRAM AND AGRICULTURAL CLEARANCE PROGRAM

Food & Purchases:	\$26,048,959
Storage & Distribution:	\$3,846,00
Program Administration:	\$1,923,00
Capacity Building:	\$232,041
Total Program Costs:	\$32,050,000





SPENDING CATEGORIES FOR OHIO'S LOCAL FOOD PURCHASE ASSISTANCE PROGRAM

Food Purchases:	\$7,350,402
Storage & Distribution:	\$1,015,931
Program Management:	\$146,502
Third-Party Program Evaluation:	\$22,500
Total Spending:	\$8,535,335

Ohio CAN - Ohio's Local Food Purchase Assistance Program

COMMODITY

Applesauce
Apples
Beans, Fresh
Beef, Fresh & Ground
Beef Roast
Beets
Berries
Bread & Buns
Broccoli
Cabbage
Carrots
Cauliflower
Celery
Cereal
Cheese, Fresh
Chicken, Fresh & Ground
Chili, All Varieties
Chips
Condiments & Spreads
Cucumbers
Dairy Miscellaneous
Eggplant
Eggs, Fresh
Fall Squash
Fish, Frozen
Granola
Greens
Ham, Fresh & Ground
Herbs, Fresh
Honey
Jelly, All Varieties
Juice, All Varieties
Lamb
Legumes
Lettuce
Melons
Milk, Fresh
Mushrooms
Okra
Onions
Pasta, Dry
Peppers
Potatoes
Produce Boxes
Radish
Salad Dressing
Salsa
Sauerkraut
Soup, All Varieties
Spaghetti Sauce
Spinach
Sweet Corn, Fresh
Sweet Potatoes
Tomatoes, Canned
Tomatoes, Fresh
Tree Fruit
Turnips
Vegetable Misc.
Yellow Squash
Zucchini

In 2024, the Ohio Association of Foodbanks continued to strengthen Ohio's food system through the Local Food Purchase Assistance Program (LFPA), also known as Ohio CAN (Community + Agriculture + Nutrition). Ohio CAN has now become an essential program that bolsters food access for Ohio families while supporting a sustainable agricultural economy. Working alongside the Ohio Department of Job and Family Services, Ohio Department of Agriculture, Ohio Department of Education, and diverse local and regional food producers, the program expanded access to culturally responsive foods and provided a dependable market for historically underserved farmers and suppliers. Through this second year of collaboration, Ohio CAN continues to enhance food and agricultural supply chain resilience, addressing food insecurity and supporting equitable economic growth across Ohio communities.



The Ohio Association of Foodbanks network is committed to

SUPPORT





ORIT

**beyond food to address
social determinants of
health...**

National Service Programs

Through our AmeriCorps programs, we connect dedicated individuals seeking to grow their professional skills and create lasting impact in their communities with meaningful service opportunities at organizations across Ohio. This year, our programs include AmeriCorps VISTA and SeniorCorps, empowering members to address critical needs statewide. We're grateful for the ongoing support and partnership from our federal AmeriCorps partners.

AMERICORPS VISTA

Our AmeriCorps VISTA program places dedicated members in full-time, year-long roles at foodbanks, food pantries, health clinics, afterschool programs, community action agencies, institutions of higher education, and various nonprofit organizations. By focusing on indirect service, these members enhance organizational capacity and promote community resilience.

In 2024, VISTA members accomplished impressive achievements, **raising over \$1.5 million for their host sites, which includes \$1,090,125 in cash donations and \$417,450 in in-kind contributions.** They successfully recruited and managed **10,385 volunteers, who collectively contributed 133,666 hours of service.** Additionally, VISTA members developed **359 new systems** and processes and conducted **704 outreach events**, showcasing their commitment to creating sustainable solutions to hunger and poverty across Ohio.

SENIORCORPS

In 2024, we completed our successful partnership with AmeriCorps to implement the Senior Demonstration Project, collaborating with three Ohio foodbanks. This initiative offered service opportunities for older adults with low to moderate incomes, allowing them to engage in meaningful volunteer work while receiving a modest stipend to supplement their fixed retirement income.

This year, nine seniors participated in the program, collectively contributing **3,591 service hours.** They played a vital role in serving **2,675 individuals through the Commodity Supplemental Food Program (CSFP)** and assisted in food distributions that reached an impressive **66,307 individuals.** The SeniorCorps project not only enhances food security in our communities but also fosters a sense of purpose and connection among older adult volunteers.





“Getting to see the good work being done by so many individuals who come together here to bring dignity and wellness to our neighbors in need, and the ways a foodbank capitalizes on the opportunities inherent in our current system has helped me see what it means to put my nose to the grindstone and dedicate my time to fighting problems that will probably never go away entirely,”
 Amanda, AmeriCorps VISTA member, says.

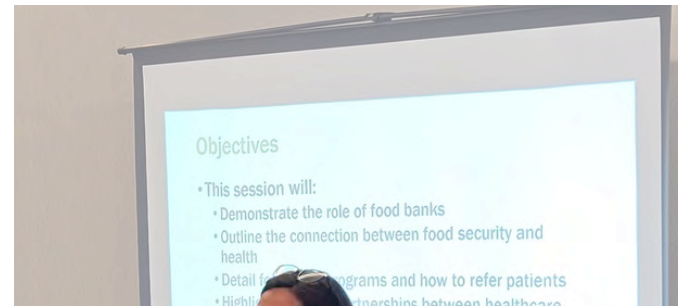
Health Coverage Programs



GET COVERED OHIO

Get Covered Ohio is here to connect Ohioans to free unbiased and assistance in exploring their health insurance options, enrolling in health coverage, and understanding and utilizing their benefits. This statewide campaign includes partnerships with eight local and regional organizations that provide Navigator services, working together to empower individuals and families to access affordable healthcare. Through targeted outreach and support, **Get Covered Ohio addresses barriers to health coverage and promotes health equity across the state.**

This outreach campaign continues to play a vital role in promoting health insurance access across Ohio through the Get Covered Ohio initiative. In FY2024, this campaign reached millions of Ohioans through various outreach strategies, significantly increasing awareness about health coverage options.



Navigators are trained and certified by the Centers for Medicare and Medicaid Services (CMS) and licensed by the Ohio Department of Insurance to offer free, unbiased assistance with applying for health insurance. In 2024, Get Covered Ohio Navigators:



- **Facilitated 10,770 Medicaid referrals/applications**
- **Assisted with 1,227 Marketplace applications**
- **Provided 706 referrals to Medicare/OSHIP**
- **Responded to 58,842 general inquiries about health insurance options**
- **Connected 7,384 individuals to local healthcare providers**
- **Assisted 5,062 people in accessing preventive healthcare services**

Ohioans depend not only on adequate, nutritious food for a healthy life, but also reliable access to affordable health coverage and care. We are proud to operate two health insurance outreach and enrollment programs through Cooperative Agreements with the Centers for Medicare & Medicaid Services (CMS), in partnership with a consortium of local, regional, and statewide organizations.

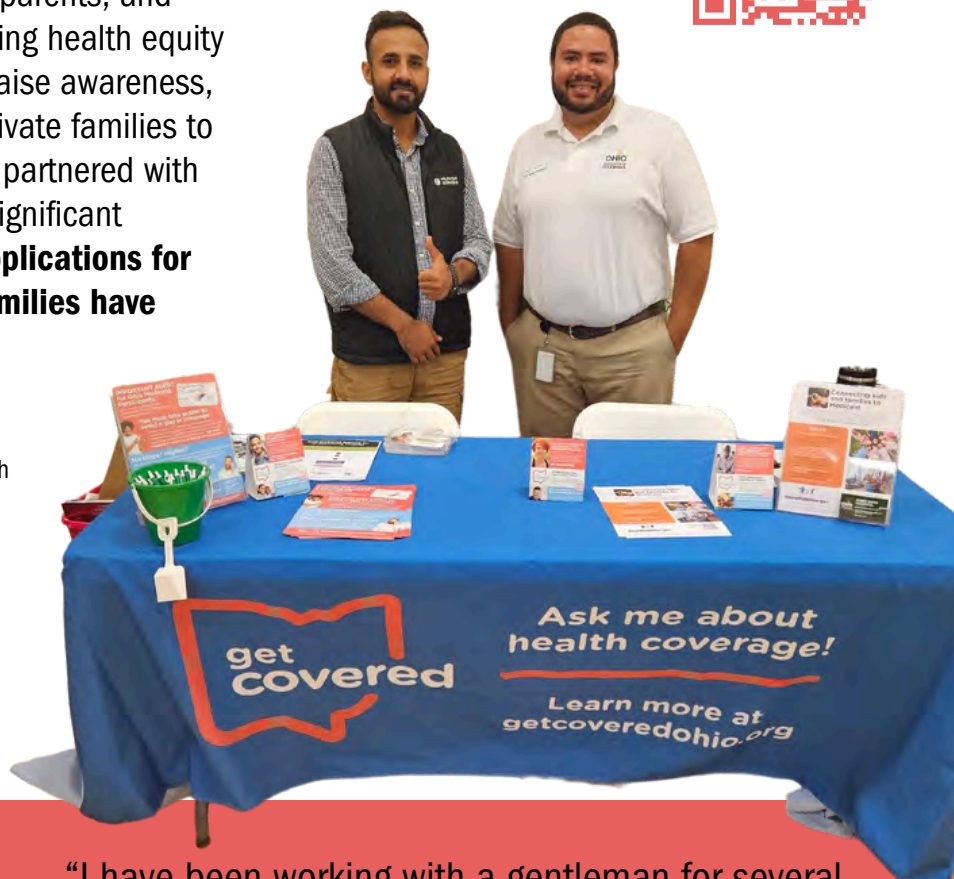
This project is supported by the Centers for Medicare and Medicaid Services (CMS) of the U.S. Department of Health and Human Services (HHS) as part of a financial assistance award totaling \$2.71 million with 100 percent funded by CMS/HHS. The contents are those of the author(s) and do not necessarily represent the official views of, nor an endorsement, by CMS/HHS, or the U.S. Government.

CONNECTING KIDS TO COVERAGE

Connecting Kids to Coverage is a national initiative that informs families about health coverage eligibility, benefits, and the application process for children, parents, and pregnant individuals. Focused on advancing health equity in Franklin County, the program aims to raise awareness, create enrollment opportunities, and motivate families to secure coverage. In 2024, the CKC team partnered with community organizations, implemented significant marketing efforts, and **submitted 570 applications for health coverage, ensuring that more families have access to the healthcare they need.**

This project is supported by the Centers for Medicare and Medicaid Services (CMS) of the U.S. Department of Health and Human Services (HHS) as part of a financial assistance award totaling \$462,102 with 100 percent funded by CMS/HHS. The contents are those of the author(s) and do not necessarily represent the official views of, nor an endorsement, by CMS/HHS, or the U.S. Government.

To learn more scan the QR code or visit getcoveredohio.org/ckc/



“I have been working with a gentleman for several weeks that I met through the connector and lived several counties away from my area. He did not have any access to an email or computer, so all of our conversations were through the phone. He received a letter that he was losing Medicaid in March, he then lost his job which allowed him to stay on Medicaid for an additional month, we met several times discussing plans that would work for his health issues as he assumed he would lose Medicaid once he found a new job. He did get a new job, and we were able to sign up a for a Marketplace plan through the hotline. He was very concerned about the cost of healthcare coverage as he was just over Medicaid income limits. **He was happy to find coverage that had a monthly premium of less than \$50/month, low deductible, and low out of pocket max,**” says Jillian, Navigator Partner

SNAP and HEAP

Accessing the Supplemental Nutrition Assistance Program (SNAP) can be challenging, particularly for those facing barriers such as limited English proficiency, unreliable internet or phone access, transportation issues, or lack of familiarity with public benefits. To address these challenges, we collaborate with the U.S. Department of Agriculture Food and Nutrition Service, the Ohio Department of Job and Family Services, and Ohio's foodbanks to implement Ohio's SNAP Outreach Plan. In SFY 2024, these foodbanks collectively distributed 3,432,819 brochures, flyers, and outreach materials, completed 95,709 prescreenings for potential eligibility, and **helped 30,301 households complete and submit SNAP applications**. Through these efforts, we estimate that **60,456 eligible individuals were connected to \$145 million in SNAP benefits**, significantly enhancing food purchasing power for families in need.

In SFY 2024, participating foodbanks included:

Freestore Foodbank
Greater Cleveland Foodbank
Mid-Ohio Food Collective
Second Harvest of Champaign, Clark, and Logan Counties
Second Harvest Food Bank of North Central Ohio
Shared Harvest Foodbank
SE Ohio Foodbank + Kitchen
Toledo Northwestern Ohio Food Bank

In 2024, we expanded our impact by launching corrections in-reach to all 28 state correctional facilities, helping incarcerated individuals prepare for reentry with essential benefits. Through this program, **we submitted 4,908 SNAP applications for newly returning citizens**, ensuring they could access food assistance upon reentering the community.

Additionally, our Veterans Comprehensive Assistance Program (VCAP) continued to **support military families in need by submitting 191 SNAP applications and connecting 502 households with Home Energy Assistance Program (HEAP) benefits**.

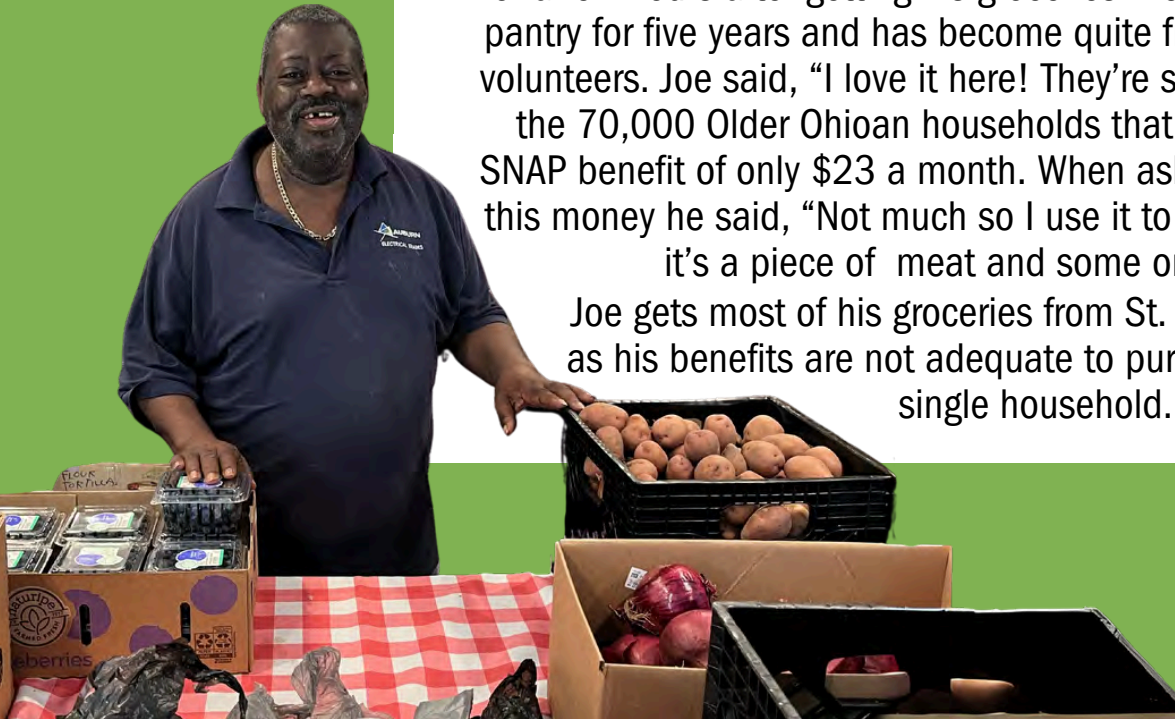
Our SNAP outreach efforts, alongside initiatives like corrections in-reach and VCAP, demonstrate our commitment to meeting people where they are and addressing barriers to access. Together with our partners, we provide vital resources that help families achieve greater financial stability and food security.

“SNAP helps me buy healthy foods that my kids actually like, while also giving me the chance to stretch my budget for utilities and other necessities,”
Maura says.



Joseph is one of many older adults who utilize our network. Joe is a regular at St. Gabes Pantry in Cuyahoga County and often hangs out for a few hours after getting his groceries. He has been coming to the pantry for five years and has become quite friendly with the staff and volunteers. Joe said, "I love it here! They're so kind." Joseph is one of the 70,000 Older Ohioan households that receives the minimum SNAP benefit of only \$23 a month. When asked what he can get with this money he said, "Not much so I use it to get what I like. Normally it's a piece of meat and some orange juice."

Joe gets most of his groceries from St. Gabes for this reason, as his benefits are not adequate to purchase groceries for his single household.



"Due to my health issues, I can't digest a lot of fatty foods so for me, the SNAP benefits allow me to shop more appropriately. I don't have to buy the cheaper, processed foods, I am able to get more fresh vegetables, fresh fruits. It allows me to be healthier," says Crystal, Franklin County Neighbor.



Mallory and her daughter have been visiting one of our partner pantries in Hamilton County for a few years. Mallory stays home to care for her 99-year-old grandmother and receives food stamps, but she relies on the pantry to stretch her grocery budget and access essential wraparound services. Besides food, the center provides free clothing, toiletries, and other necessities. Mallory shared that her outfit and her daughter's shirt were from the center. "It's nice they offer non-food items," she said. "I can get diapers for my grandmother, which are pricey and not covered by SNAP, it's a great help."



Hunger and Health

The Ohio Association of Foodbanks is actively building partnerships with healthcare providers and insurers to enhance health outcomes across our network. Our Foodbank Champions Team, a dedicated group of health and nutrition experts from foodbanks, meets regularly to identify opportunities for collaboration, resource sharing, and effective program implementation and policy change. Through this collective effort, we aim to reduce food insecurity, increase nutrition security, and improve the health of Ohioans.



For a comprehensive overview of existing partnerships between Ohio foodbanks and healthcare entities, please visit our catalog of Food Is Medicine programs using the QR code or visit shorturl.at/NCJRJ

“We know that physicians can play a critical role in identifying and addressing food insecurity. The dedicated leadership, physicians and staff at our local hospitals have taken their **commitment to hunger relief one step further by opening their own food pantries to serve this community, an exciting and innovative approach to addressing social determinants of health,**”

says Dan Flowers, President & CEO of Akron-Canton Regional Foodbank



“The Food Farmacy will change lives, improve health, and be a model for the state - and the nation - moving forward,” says U.S. Representative Emilia Sykes, Ohio's 13th Congressional District.

“I’ve not been able to go to a lot of my own doctor appointments recently because I simply don’t have the money. I’ve made cuts everywhere I can. I am so thankful the foodbanks are here to help,” says Amanda, Hamilton County Neighbor



Advocacy and Public Policy

The Ohio Association of Foodbanks is proud to serve as Ohio's leading anti-hunger advocates. We maintain expertise and disseminate information about public policy that impacts people facing hunger, because we know that sound public policy is the most powerful way to address systemic causes of hunger. We work hard to inform policymakers at the state, regional, and federal levels about opportunities to drive efficiency, effectiveness, and impact within policies and programs to reduce hunger and promote household security. We're proud to work with legislators and administration officials, coalition partners and organizational allies, donors and supporters, and people impacted by food insecurity to drive meaningful conversation and advance shared priorities.



We continued to work collaboratively with partners at the State of Ohio and with the DeWine-Husted Administration to identify and implement tools and tactics to streamline access to nutrition assistance and health care coverage programs for workers and families. Ultimately, while we remain committed to addressing the immediate threat of hunger day in and day out, we are also focused on promoting permanent, policy-based solutions to the root causes of hunger and food and nutrition insecurity. Thank you to all of our coalition partners, legislative champions, and advocates for joining us in this critical work!



This year, we helped to secure bipartisan legislative support for investments in Supplemental Nutrition Assistance Program (SNAP) minimum benefits for older Ohioans and in efforts to address basic needs, including food insecurity, on Ohio's college campuses. We worked diligently throughout the year to advocate for a food secure federal farm bill in partnership with foodbanks and farmers. We look forward to building on this momentum in 2025.



The Ohio Association
couldn't do this
without the

SUPPORS



ART

of our funders, donors,
vendors, and partners!



FUNDERS, DONORS, AND PARTNERS

PUBLIC FUNDERS AND PARTNERS

135th Ohio General Assembly
AmeriCorps
Governor's Office of Faith-Based and
Community Initiatives
Office of Governor Mike DeWine
Ohio Department of Agriculture
Ohio Department of Development
Ohio Department of Education
Ohio Department of Higher Education
Ohio Department of Job and Family Services
Ohio Department of Rehabilitation and
Correction
Ohio Penal Industries and the Pickaway
Correctional Institution
U.S. Department of Agriculture Marketing
Service
U.S. Department of Agriculture Food and
Nutrition Service
U.S. Department of Health and Human
Services: Centers for Medicare & Medicaid
Services

OTHER FUNDERS AND DONORS

Actblue Charities
American Family Insurance Dreams
Foundation Inc.
The Blackbaud Giving Fund/YourCause
Bridget and Rob Camp Charitable Fund,
Schwab Charitable
Cellutions LLC
Charity Gift Certificates
Columbus Builders Supply
David O. McCoy and Christine B. Knisley
Fund, Fidelity Charitable
Farm Credit Mid-America
Felix Garfunkel Fund, Fidelity Charitable
Frontstream Connect
The George Gund Foundation
Give Lively Foundation
GrantWorks
Gunther Family Fund II, Columbus Foundation
IGS Energy
Inspire PR Group
Integrity Marketing Group
Ohio State Bar Association and Members
Robert Mitsch Fund, Fidelity Charitable

In fiscal year 2024, we were honored to receive support from **145 generous individual donors** who contributed to the Ohio Association of Foodbanks. Your commitment has directly impacted our ability to provide nutritious food, essential resources, and critical support services to individuals and families facing hunger across Ohio. We are incredibly grateful for your partnership in our mission to build a food-secure Ohio and for standing with us to make a meaningful difference in our communities. Thank you for sharing your compassion, kindness, and unwavering support.



VENDORS FOR FOOD PROGRAMS

3-D Meats
80 Acres Farms
A & J Global
A to Z Portion Control
Arrowrock Farm: An Urban Sanctuary
Atlantic Foods
Baker's Golden Dairy LLC
Bank Barn Meats
Blystone Farm
Bob Evans
Bontrager Farm
Borden Dairy of Ohio
Bowman and Landes Turkey, Inc
Brinkman Turkey Farms, Inc.
Broccoli Associates, Inc
Brookside Family Farms
Brushy Fork Family Farm
Burnette Foods, Inc.
Carroll Creek Farms
Caruso
Cooper Farms Cooked Meats
Cooper Farms
Der Schlachten Haus Meats
DNO Produce
E&K Family Farm
E-I-E-AYO Urban Farm
Ellington Farms
Evans Family Ranch
Farm Source Limited
Feeding America
Flatrock Butcher Block
Flourish and Roam
Fresh Connect Central
Fresh Orr Farms
Freshtown Farm
Fruit Growers Marketing Assoc.
Galot, Inc.
Garden for All
Garden of Renown, LLC
Gerber Poultry
Gibbs McCormick, Inc.
Glass Rooster Cannery
Global Trading of MN, Inc
Gram's Family Farm Market
Grass Powered Poultry & Meats
Gredohn Farms
Green Field Farms Co-Op
Greenville Acres Farm
Guided By Mushrooms
Gumz Farms
Happy Chicken Farms
Hatch
Hillandale Farms
Hirzel Canning Company
Holthouse Farms
Holton Livestock Co LLC
Hoon Farm
Huffman Fruit Farm
Irby's Old School Farm
Jackson Farming Company
Jason and Kathleen's Bee Farm
Johnson Produce Company
Just Farmin' Produce
Keystone Meats
Kiesel Farms
Kingdom Fish
Kings Poultry Farm
LA Foods
Lanning's Foods
Living City Farms
Luray Garden
Maple Ridge Foods
Maplecrest Meats and More
MAV Sales Co., Inc.
McLane Global
Miceli Dairy Products Company
Mighty Organics
Milo's Whole World Gourmet, LLC
Mitten Produce
MJ Kellner
Mrs. Dennis Potato Farm, Inc.
Mud Run Farm
Narrow Way Enterprises
o2 Urban Farms
Oberlin Food Hub
Onion Boy Inc.
OPI Industrial Training Program
Phillips Meat Processing LLC
Pioneer Growers
Pippin's Produce
Planet Harvest
Premium Pastured Meats
Produce Packaging Inc
Regenerative Farmer Collective
Richland Gro-Op
Rid-All Green Partnership/Farmer Jones Market
Roots, Fruits, and Shoots, LLC
Royal Food Import Corporation
RS Hanline Inc.
Rural Action
Sattler Family Meats
Saunders Valley Organics
Schaefer Family Crop Farms LLC
Second Harvest Food Bank of Middle Tennessee
Seven Seed Sowers Co-Op
Shagbark Seed & Mill
Sharratt Provision
Sherwood Food Distributors
Shriner Family Farms LLC
Shriner's Garden LLC
Simco Sales
Smith Family Foods
Snowville Creamery
Solidarity Urban Farm
Southern Corporate Packers
Staley Countryside Meat Subco
Sun Harvest Gardens
Superior Dairy
Swamp Veggies
Tank's Meats, Inc
The Beckman & Gast Co.
The Chef's Garden, Inc.
The Food Exchange, LLC
The Local Butcher
Three Creeks Produce, LLC
Truest Farms
TS Farms
Umoja Supply
Value Added Food Sales
VL-Mac
Weaver Brothers., Inc.
What Chefs Want
Wiers Farm Inc.
WIT Farm
Yellowbird Food Shed
Zwanenberg Food Group

Pounds of food distributed, by source

Meal Site Statistics



	Donated	TEFAP	CSFP	Purchased	ARPA	LFPFA	ACP	OFFP	People	Meals
Ashland	248,229	210,616	66,705	156,939	30,091	7,925	195,740	61,574	11,009	14,239
Ashtabula	543,497	484,651	-	441,723	380,454	41,636	282,997	103,464	21,998	41,176
Cuyahoga	12,231,148	8,697,811	984,455	12,799,384	2,346,362	505,046	4,848,004	5,091,918	806,707	3,377,019
Geauga	362,581	179,021	-	202,657	47,944	5,276	135,807	109,083	626	27,188
Lake	1,360,146	676,890	68,287	1,316,033	176,114	15,087	399,597	381,365	48,520	62,497
Richland	907,270	555,121	178,913	491,562	86,268	32,889	291,554	234,372	5,718	86,468
Total	15,652,871	10,804,110	1,298,360	15,408,297	3,067,233	607,859	6,153,699	5,981,776	894,578	3,608,587



Crawford	327,655	224,628	99,044	229,299	63,157	29,552	121,684	85,907	917	1,175
Erie	1,200,437	347,194	172,087	293,134	137,070	64,857	311,611	93,734	38,048	44,164
Huron	432,734	339,355	96,313	294,335	108,808	49,976	186,080	105,672	15,311	17,031
Lorain	2,070,274	1,588,523	347,647	1,171,361	523,960	219,656	844,670	529,831	297,417	368,340
Total	4,031,100	2,499,700	715,091	1,988,129	832,995	364,041	1,464,045	815,144	351,693	430,710



Carroll	312,961	241,354	12,076	80,601	44,029		66,230	42,483	371	484
Holmes	377,132	215,734	6,775	37,829	126,595		126,022	165,534	-	-
Medina	599,606	472,554	65,268	132,978	148,653	29,978	218,682	145,966	121,432	133,181
Portage	641,380	440,709	45,665	297,729	114,644	11,174	175,602	88,773	35,997	59,927
Stark	5,697,494	2,631,164	149,870	1,060,643	707,491	161,968	1,238,540	916,768	281,933	377,595
Summit	6,076,747	2,697,395	205,089	1,595,957	822,059	120,055	1,153,586	945,075	189,347	356,743
Tuscarawas	1,401,623	1,195,211	50,338	320,734	341,901	18,788	463,098	446,446	36,153	62,266
Wayne	481,904	375,441	21,918	152,558	106,109	3,486	151,985	101,122	41,606	85,363
Total	15,588,847	8,269,562	556,999	3,679,029	2,411,481	345,449	3,593,745	2,852,167	706,839	1,075,559



Columbiana	671,202	885,840	40,030	114,361	230,446	45,471	308,140	231,206	5,019	5,019
Mahoning	1,212,955	1,447,515	138,921	282,362	376,448	86,137	496,079	388,739	20,189	101,081
Trumbull	930,352	1,207,442	108,200	222,718	347,241	69,039	399,010	322,136	124,371	163,451
Total	2,814,509	3,540,797	287,151	619,441	954,135	200,647	1,203,229	942,081	149,579	269,551



foodbank | farm | farmacy | kitchen | market

Belmont	1,401,019	368,640	176,442	241,449	209,080	37,038	468,339	46,684	5,767	32,412
Coshocton	274,933	79,816	93,635	33,745	41,665	1,200	84,146	10,327	-	-
Delaware	541,699	134,391	47,126	279,379	57,929	1,704	118,205	29,732	7,309	29,238
Fairfield	1,540,237	631,088	116,331	349,972	172,923	4,923	249,215	155,853	12,829	50,457
Fayette	537,380	106,913	81,815	118,281	33,845	5,560	96,944	27,359	9,649	9,573
Franklin	22,057,594	10,159,549	581,177	6,014,674	4,394,275	186,079	7,368,449	1,903,055	870,530	1,741,491
Guernsey	329,102	131,846	142,704	113,168	60,901	14,030	110,000	29,263	22,966	222,596
Harrison	113,500	54,118	88,480	50,607	14,770	7,800	12,533	6,615	-	-
Jefferson	1,128,068	572,277	64,710	223,620	169,467	4,332	396,797	112,762	31,618	33,412
Knox	806,164	426,555	32,429	205,111	99,087	900	179,118	101,480	19,106	23,557
Licking	1,797,733	841,857	95,084	142,837	244,762	1,200	331,041	170,938	191,587	193,558
Madison	636,598	283,281	21,946	109,273	58,699	342	63,571	74,546	7,213	7,213
Marion	733,847	348,031	78,463	257,336	103,511	6,491	182,272	74,407	13,514	47,376
Monroe	144,907	100,055	50,419	57,199	39,610	11,534	31,486	15,911	16,306	16,306
Morrow	312,731	276,445	24,338	69,037	78,808	3,840	111,824	74,570	-	-
Muskigum	1,179,538	296,665	193,770	181,377	108,570	42,905	183,603	78,019	127,342	186,851
Noble	49,660	19,198	38,796	41,563	24,335	-	37,945	2,379	14,013	14,013
Pickaway	513,208	186,919	61,363	109,988	61,549	48	59,385	40,506	19,976	38,283
Ross	1,363,156	537,499	73,558	306,096	197,714	16,246	177,201	104,886	20,127	23,922
Union	672,871	57,941	71,470	100,710	54,520	13,552	96,015	13,271	20,493	20,493
Total	36,133,945	15,613,084	2,134,056	9,005,422	6,226,020	359,724	10,358,089	3,072,563	1,410,345	2,690,751

Households without children			Households with children				Total household and individual statistics				
HHs	Adults	Seniors	HHs	Adults	Seniors	Children	HHs	Adults	Seniors	Children	People
11,431	10,758	10,295	6,444	12,741	1,955	14,008	17,875	23,499	12,250	14,008	49,757
19,875	19,268	21,052	7,375	13,623	2,767	15,383	27,250	32,891	23,819	15,383	72,093
487,310	394,206	397,733	212,015	392,954	98,456	458,149	699,325	787,160	496,189	458,149	1,741,498
8,765	8,159	9,620	3,314	6,718	1,206	6,808	12,079	14,877	10,826	6,808	32,511
44,592	34,826	46,431	18,759	37,908	8,692	39,822	63,351	72,734	55,123	39,822	167,679
41,852	37,993	32,336	17,816	34,745	7,239	38,801	59,668	72,738	39,575	38,801	151,114
613,825	505,210	517,467	265,723	498,689	120,315	572,971	879,548	1,003,899	637,782	572,971	2,214,652
14,404	12,872	13,798	7,600	16,610	3,904	17,893	27,276	29,482	17,702	17,893	65,077
61,112	54,270	51,787	33,221	60,631	11,524	72,605	115,382	114,901	63,311	72,605	250,817
21,095	20,620	19,918	16,880	30,624	6,274	34,616	41,715	51,244	26,192	34,616	112,052
104,781	105,166	94,644	69,608	137,944	32,143	154,986	209,947	243,110	126,787	154,986	524,883
201,392	192,928	180,147	127,309	245,809	53,845	280,100	394,320	438,737	233,992	280,100	952,829
6,849	5,440	6,525	3,695	8,264	1,199	8,138	12,289	13,704	7,724	8,138	29,566
8,495	8,573	8,360	5,105	11,176	1,904	10,707	17,068	19,749	10,264	10,707	40,720
27,339	21,665	28,012	15,677	29,285	5,381	34,800	49,004	50,950	33,393	34,800	119,143
28,481	29,883	20,225	10,667	19,799	3,309	21,780	58,364	49,682	23,534	21,780	94,996
171,239	186,678	127,663	109,403	222,849	35,730	243,122	357,917	409,527	163,393	243,122	816,042
145,208	158,709	106,604	103,853	188,240	34,734	230,015	303,917	346,949	141,338	230,015	718,302
35,825	39,236	31,232	27,231	59,297	7,159	62,646	75,061	98,533	38,391	62,646	199,570
21,958	20,555	15,518	9,244	16,320	2,313	18,492	42,513	36,875	17,831	18,492	73,198
445,394	470,739	344,139	284,875	555,230	91,729	629,700	916,133	1,025,969	435,868	629,700	2,091,537
28,209	26,732	23,794	14,921	30,101	4,014	32,658	43,130	56,833	27,808	32,658	117,299
45,200	38,679	39,825	27,756	39,413	11,608	51,054	72,956	78,092	51,433	51,054	180,579
49,268	42,402	37,843	22,402	37,819	6,961	48,927	71,670	80,221	44,804	48,927	173,952
122,677	107,813	101,462	65,079	107,333	22,583	132,639	187,756	215,146	124,045	132,639	471,830
31,312	22,464	32,777	9,609	18,202	5,323	18,583	40,921	40,666	38,100	18,583	97,349
4,563	4,706	3,541	1,633	3,350	511	3,287	6,196	8,056	4,052	3,287	15,395
17,959	19,940	14,694	16,058	32,897	4,587	36,210	34,017	52,837	19,281	36,210	108,328
27,700	30,810	19,207	23,122	43,000	5,275	46,718	50,822	73,810	24,482	46,718	145,010
7,229	8,040	6,044	4,678	9,403	2,421	10,224	11,907	17,443	8,465	10,224	36,132
566,542	769,080	348,825	639,807	1,424,095	183,231	1,429,305	1,206,349	2,193,175	532,056	1,429,305	4,154,536
17,201	13,852	15,403	6,596	11,378	2,196	11,156	23,797	25,230	17,599	11,156	53,985
6,442	4,389	4,824	10,125	6,014	2,495	5,867	16,567	10,403	7,319	5,867	23,589
49,223	36,876	29,462	28,899	28,721	9,489	28,654	78,122	65,597	38,951	28,654	133,202
16,813	12,954	13,359	9,558	15,910	2,544	20,403	26,371	28,864	15,903	20,403	65,170
56,887	48,147	47,655	22,288	42,360	6,705	44,993	79,175	90,507	54,360	44,993	189,860
8,159	8,841	6,669	9,126	15,386	2,196	17,070	17,285	24,227	8,865	17,070	50,162
17,734	18,113	14,585	13,140	22,701	4,255	24,368	30,874	40,814	18,840	24,368	84,022
3,606	2,710	3,612	1,451	2,805	528	2,987	5,057	5,515	4,140	2,987	12,642
8,253	7,865	7,698	4,650	9,227	2,195	9,962	12,903	17,092	9,893	9,962	36,947
18,964	18,245	16,337	9,862	18,657	3,442	20,884	28,826	36,902	19,779	20,884	77,565
6,969	4,676	7,068	1,502	3,197	467	2,875	8,471	7,873	7,535	2,875	18,283
9,028	8,677	7,476	6,272	11,224	2,032	12,426	15,300	19,901	9,508	12,426	41,835
37,859	36,818	30,801	17,727	35,700	7,688	35,871	55,586	72,518	38,489	35,871	146,878
6,915	6,699	6,213	6,246	12,208	2,097	11,938	13,161	18,907	8,310	11,938	39,155
919,358	1,083,902	636,250	842,349	1,766,435	249,677	1,793,781	1,761,707	2,850,337	885,927	1,793,781	5,530,045

Pounds of food distributed, by source

Meal Site Statistics



	Donated	TEFAP	CSFP	Purchased	ARPA	LFPA	ACP	OFFP	People	Meals
Allen	1,379,334	659,038	331,257	48,585	262,327	87,730	951,465	367,560	18,517	66,153
Auglaize	359,998	139,575	34,896	3,725	30,487	29,366	82,917	75,334	21,883	21,883
Hancock	512,054	331,787	44,225	8,487	28,326	17,040	73,863	69,339	2,893	2,923
Hardin	358,443	78,942	38,684	7,951	21,620	22,836	54,969	56,259	9,608	9,608
Mercer	84,596	70,514	17,502	-	5,426	29,500	76,626	40,671	-	-
Paulding	142,295	59,209	33,485	1,815	4,762	5,100	23,540	21,836	60	60
Putnam	165,609	112,711	19,969	50,574	12,727	20,400	73,872	53,233	-	-
Seneca	216,903	154,091	90,974	7,519	13,845	12,724	108,142	61,193	4,693	6,857
Shelby	364,565	24,381	45,713	14,819	23,792	-	59,646	17,083	26,869	33,676
Van Wert	149,386	77,112	19,237	5,710	29,364	11,800	79,370	44,745	13,142	13,416
Wyandot	115,943	65,332	36,976	399	16,698	10,704	90,257	36,329	-	-
Total	3,849,126	1,772,692	712,918	149,584	449,374	247,200	1,674,667	843,582	97,665	154,576



Adams	484,883	220,579	149,529	201,736	215,834	26,181	222,089	130,546	600	3,000
Brown	324,660	295,219	145,649	209,504	238,679	32,540	272,775	192,507	-	-
Clermont	891,200	566,654	474,714	981,618	537,541	164,969	1,201,392	201,948	8,284	8,284
Clinton	235,792	74,540	68,841	133,339	63,848	7,506	146,312	28,317	271	41,085
Hamilton	6,521,742	3,137,108	1,120,361	4,559,093	1,481,548	446,936	3,663,521	789,834	61,865	80,127
Highland	208,409	115,208	139,071	92,043	36,969	9,710	71,196	33,011	6,321	41,749
Pike	349,594	306,513	109,932	143,148	296,914	54,581	380,376	111,232	-	-
Scioto	367,890	237,030	204,033	486,426	136,949	34,473	219,475	76,568	32,984	103,372
Total	9,384,170	4,952,852	2,412,130	6,806,907	3,008,281	776,895	6,177,136	1,563,964	110,325	277,617



Butler	2,360,008	1,290,932	1,250,958	101,252	651,259	150,108	232,518	607,839	55,413	172,693
Darke	278,983	219,951	51,182	54,369	119,590	38,320	65,250	78,579	1,547	6,155
Miami	500,190	377,945	93,432	24,787	160,833	51,103	79,378	163,479	3,299	32,043
Preble	78,925	84,797	52,262	38,400	47,918	16,411	36,600	24,635	800	737
Warren	667,222	278,747	68,868	141,802	109,929	21,591	16,226	106,792	263	40,082
Total	3,885,329	2,252,373	1,516,702	360,610	1,089,527	277,533	429,972	981,323	61,322	251,710



Champaign	269,345	184,063	47,226	46,685	78,829	29,936	15,462	59,334	39,453	86,379
Clark	1,510,151	910,513	211,713	115,963	199,075	279,406	96,749	217,829	28,279	100,740
Logan	338,133	238,680	47,264	86,167	73,713	48,284	29,304	68,252	44,468	46,571
Total	2,117,629	1,333,256	306,203	248,815	351,617	357,626	141,515	345,415	112,200	233,690



Defiance	292,275	-	-	2,478	55,787	53,758	30,748	165,713	13,584	13,733
Fulton	68,914	-	-	2,176	26,216	13,981	9,119	87,572	1,526	1,703
Henry	51,349	-	-	2,210	13,475	10,541	15,426	28,214	-	-
Lucas	1,348,792	-	-	39,535	326,552	206,570	81,074	1,058,200	63,403	199,448
Ottawa	97,116	-	-	2,536	16,173	27,895	14,239	26,729	1,111	1,111
Sandusky	104,015	-	-	11,466	20,742	18,476	12,456	61,109	3,382	6,069
Williams	133,816	-	-	2,034	26,873	52,805	20,154	69,836	-	-
Wood	277,400	-	-	8,486	82,134	73,364	22,972	264,063	45	45
Total	2,373,677	-	-	70,921	567,952	457,390	206,188	1,761,436	83,051	222,109

Households without children			Households with children				Total household and individual statistics				
HHs	Adults	Seniors	HHs	Adults	Seniors	Children	HHs	Adults	Seniors	Children	People
29,364	25,571	25,576	12,938	24,306	4,487	29,801	42,302	49,877	30,063	29,801	109,741
4,845	4,036	4,859	3,167	5,972	969	7,420	8,012	10,008	5,828	7,420	23,256
9,079	9,563	6,119	5,374	9,561	898	10,897	14,453	19,124	7,017	10,897	37,038
6,617	6,418	5,895	2,920	6,072	863	6,054	9,537	12,490	6,758	6,054	25,302
1,910	1,613	2,034	1,032	1,823	376	2,449	2,942	3,436	2,410	2,449	8,295
3,766	3,533	3,319	1,742	3,752	601	3,572	5,508	7,285	3,920	3,572	14,777
7,201	5,023	6,687	3,529	6,766	574	7,763	10,730	11,789	7,261	7,763	26,813
6,404	5,373	5,732	3,186	5,941	679	7,537	9,590	11,314	6,411	7,537	25,262
9,975	10,558	7,654	5,620	11,282	1,211	12,618	15,595	21,840	8,865	12,618	43,323
4,971	4,481	3,842	3,645	7,133	876	8,128	8,616	11,614	4,718	8,128	24,460
3,663	2,472	3,521	1,605	2,990	408	3,074	5,268	5,462	3,929	3,074	12,465
87,795	78,641	75,238	44,758	85,598	11,942	99,313	132,553	164,239	87,180	99,313	350,732
10,261	9,579	8,386	4,589	8,310	1,640	9,609	14,850	17,889	10,026	9,609	37,524
26,201	21,823	21,352	11,510	21,461	4,762	25,579	37,711	43,284	26,114	25,579	94,977
74,147	48,164	44,296	39,942	73,379	16,473	88,295	114,089	121,543	60,769	88,295	270,607
4,867	3,770	4,303	1,940	3,319	922	4,444	6,807	7,089	5,225	4,444	16,758
210,378	220,860	125,101	171,437	310,281	43,002	393,483	381,815	531,141	168,103	393,483	1,092,727
6,049	4,181	5,761	2,511	4,853	851	5,437	8,560	9,034	6,612	5,437	21,083
30,260	24,321	25,530	12,537	21,565	5,482	24,677	42,797	45,886	31,012	24,677	101,575
23,979	21,209	16,740	14,596	22,059	3,180	30,038	38,575	43,268	19,920	30,038	93,226
386,142	353,907	251,469	259,062	465,227	76,312	581,562	645,204	819,134	327,781	581,562	1,728,477
66,032	67,899	35,909	45,642	94,761	11,820	102,457	111,674	162,660	47,729	102,457	312,846
6,268	7,593	4,709	5,063	10,665	1,421	12,609	11,331	18,258	6,130	12,609	36,997
10,203	11,169	8,113	6,987	14,857	2,419	17,395	17,190	26,026	10,532	17,395	53,953
5,414	4,865	4,968	2,713	5,189	1,002	5,743	8,127	10,054	5,970	5,743	21,767
9,021	10,008	7,101	8,712	17,672	2,178	20,513	17,733	27,680	9,279	20,513	57,472
96,938	101,534	60,800	69,117	143,144	18,840	158,717	166,055	244,678	79,640	158,717	483,035
10,908	7,908	10,399	4,260	8,256	2,573	9,837	15,168	16,164	12,972	9,837	38,973
38,553	43,437	23,769	22,546	44,104	6,939	48,427	61,099	87,541	30,708	48,427	166,676
13,584	11,061	11,872	6,088	10,103	2,955	12,317	19,672	21,164	14,827	12,317	48,308
63,045	62,406	46,040	32,894	62,463	12,467	70,581	95,939	124,869	58,507	70,581	253,957
10,128	9,911	8,277	6,480	13,371	2,237	14,273	16,608	23,282	10,514	14,273	48,069
4,296	3,518	3,424	2,277	4,059	758	5,348	6,573	7,577	4,182	5,348	17,107
1,159	1,232	885	777	1,676	245	1,726	1,936	2,908	1,130	1,726	5,764
81,635	81,055	54,331	49,080	83,368	18,584	110,241	130,715	164,423	72,915	110,241	347,579
4,270	2,355	3,119	2,629	2,577	405	3,911	6,899	4,932	3,524	3,911	12,367
6,740	7,134	4,701	3,745	6,965	744	8,274	10,485	14,099	5,445	8,274	27,818
7,592	6,346	6,498	3,352	6,419	736	6,615	10,944	12,765	7,234	6,615	26,614
15,823	16,864	9,209	7,386	13,764	2,241	15,867	23,209	30,628	11,450	15,867	57,945
131,643	128,415	90,444	75,726	132,199	25,950	166,255	207,369	260,614	116,394	166,255	543,263

Pounds of food distributed, by source

Meal Site Statistics

	Donated	TEFAP	CSFP	Purchased	ARPA	LFPA	ACP	OFP	People	Meals
SE OHIO FOODBANK A HAPCAP PROGRAM										
Athens	134,065	423,961	120,755	66,422	121,254	60,648	70,967	187,757	5,179	7,644
Gallia	48,905	192,708	59,518	10,151	35,136	20,103	26,462	53,899	-	-
Hocking	90,205	267,091	83,623	69,101	70,648	46,128	23,681	102,929	-	-
Jackson	130,141	196,800	93,803	12,172	49,881	31,348	57,934	66,622	-	-
Lawrence	-	207,426	129,596	966	60,213	23,843	7,713	100,354	-	-
Meigs	40,552	86,691	50,978	18,484	17,941	14,040	16,316	20,555	-	-
Morgan	55,973	122,332	58,792	28,719	43,815	13,872	20,542	80,576	-	-
Perry	34,838	147,189	118,825	7,860	40,611	22,127	14,661	44,322	-	-
Vinton	125,084	179,428	32,644	20,047	49,503	24,351	14,177	60,886	-	-
Washington	43,025	145,527	122,276	52,190	50,758	23,600	11,648	61,018	-	-
Total	702,788	1,969,151	870,810	286,112	539,760	280,060	264,101	778,916	5,179	7,644



The Foodbank

Greene	2,040,228	589,545	59,014	62,756	238,812	62,623	320,017	152,923	1,007	39,811
Montgomery	6,731,914	2,778,232	448,730	575,746	1,112,125	236,065	1,461,818	738,848	50,328	937,428
Preble	164,618	109,362		7,040	34,783	11,077	80,326	17,875	118	1,652
Total	8,936,760	3,477,139	507,744	645,542	1,385,720	309,765	1,862,161	909,646	51,453	978,891



Households without children			Households with children				Total household and individual statistics				
HHs	Adults	Seniors	HHs	Adults	Seniors	Children	HHs	Adults	Seniors	Children	People
25,367	26,324	20,082	12,937	26,447	3,806	26,403	38,304	52,771	23,888	26,403	103,062
12,108	11,475	8,299	5,135	9,328	2,081	10,925	17,243	20,803	10,380	10,925	42,108
8,134	7,708	7,087	4,042	7,960	1,862	8,661	12,176	15,668	8,949	8,661	33,278
10,741	8,995	10,423	3,990	7,105	1,699	7,774	14,731	16,100	12,122	7,774	35,996
7,672	7,913	6,098	3,371	6,852	1,677	6,566	11,043	14,765	7,775	6,566	29,106
4,004	3,940	3,913	1,386	2,500	615	2,721	5,390	6,440	4,528	2,721	13,689
6,231	4,813	5,238	2,008	4,132	498	4,033	8,239	8,945	5,736	4,033	18,714
7,828	6,768	7,199	3,151	5,749	1,422	6,620	10,979	12,517	8,621	6,620	27,758
9,567	9,014	8,356	3,538	6,478	1,392	8,019	13,105	15,492	9,748	8,019	33,259
7,078	6,786	6,176	2,679	5,437	899	5,743	9,757	12,223	7,075	5,743	25,041
98,730	93,736	82,871	42,237	81,988	15,951	87,465	140,967	175,724	98,822	87,465	362,011
32,588	33,720	26,151	20,783	42,484	8,138	46,054	53,371	76,204	34,289	46,054	156,547
171,818	189,902	112,783	92,170	192,111	33,069	211,030	263,988	382,013	145,852	211,030	738,895
6,621	5,979	5,682	3,147	6,188	1,151	6,573	9,768	12,167	6,833	6,573	25,573
211,027	229,601	144,616	116,100	240,783	42,358	263,657	327,127	470,384	186,974	263,657	921,015





149A

149A

149A

149A

SECOND HARVEST
FOOD BANK
OF NORTH CENTRAL OHIO
secondharvestfoodbank.org

SECOND HARVEST
FOOD BANK
OF NORTH CENTRAL OHIO
secondharvestfoodbank.org

HARVEST
FOOD BANK
OF NORTH CENTRAL OHIO
secondharvestfoodbank.org

Fresh Apples

Apples
Produce of U.S.A.
64 72 80 88 100 113 125 138 150

Apples
Produce of U.S.A.
64 72 80 88 100 113 125 138 150

Apples
Produce of U.S.A.
64 72 80 88 100 113 125 138 150


OHIO
**ASSOCIATION OF
FOODBANKS**

100 E. Broad St., Suite 501
Columbus, OH 43215

ohiofoodbanks.org
EIN: 34-1677838