

Ohio SNAP Participants- EBT CARD LOCK/UNLOCK IS HERE!



Lock Your EBT Card to Stop Theft, today!

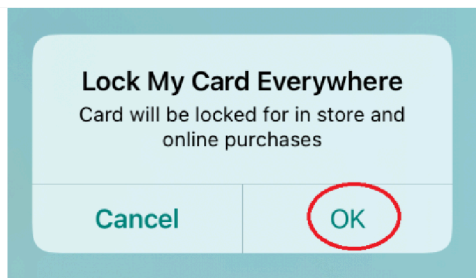
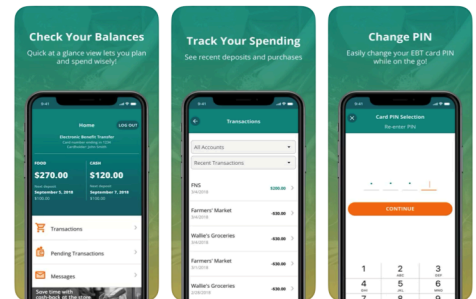

Ohioans now have a quick and easy way to protect their Electronic Benefits Transfer (EBT) cards from scammers who steal their food and cash benefits. The card lock feature allows the cardholder to lock their card when not in use. Cardholders should consider setting their card to a locked status until they are actively making a purchase with the EBT card. Once the purchase is successful the cardholder can then lock their card again using the ConnectEBT mobile app.

Follow these 4 simple steps:

- 1: Download or open the ConnectEBT app on your mobile device
- 2: Securely log in to your account in the app
- 3: Tap the new “Lock/Unlock Card” icon on the home screen
- 4: Select “Lock My Card Everywhere” and click “OK”

Your card is now locked and your benefits are protected! Make sure you use the app to unlock your card before you go shopping and lock it again after you check out.

It also works for P-EBT!



The ConnectEBT mobile app is the official mobile app of the Ohio Department of Job and Family Services.



Visit benefits.ohio.gov to learn more ways to protect your EBT card account. For more help with emergency food, visit ohiofoodbanks.org and click Get Help.

This project has been funded at least in part with federal funds from the U.S. Department of Agriculture. The contents of this publication do not necessarily reflect the views or policies of the U.S. Department of Agriculture, nor does mention of trade names, commercial products, or organizations imply endorsement by the U.S. Government.