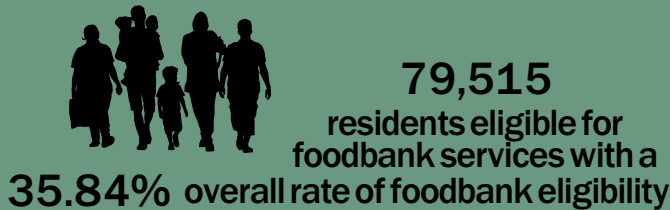


NEIGHBORHOOD NUMBERS<sup>1</sup>

Mahoning County, OH has...

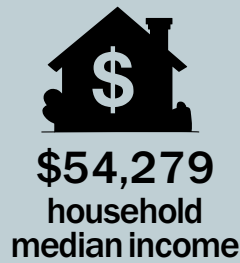
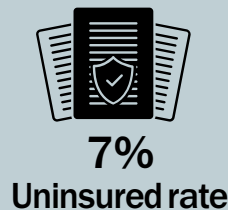
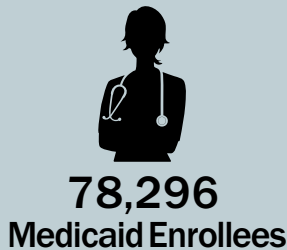
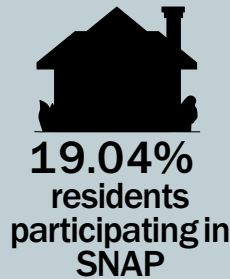


In SFY 2024, Second Harvest Food Bank of the Mahoning Valley and their 51 food pantries and hunger relief agencies in Mahoning County provided take-home groceries to:



SERVICE SNAPSHOT<sup>2</sup>

Access to food goes beyond just availability; it is deeply influenced by factors like SNAP benefit access and adequacy, health coverage, housing, and other social determinants of health. When individuals face challenges in securing these essential services, their ability to access nutritious food is also impacted.



4.60%  
unemployment rate

THE BIGGER PICTURE: SOCIAL DETERMINANTS IMPACT FOOD ACCESS<sup>3</sup>

<sup>1</sup> Feeding America Map the Meal Gap 2024 (2022 data); U.S. Census Bureau American Community Survey 2022 5-Year Estimates

<sup>2</sup> Ohio Association of Foodbanks Network Data; represents duplicated count of households and individuals served

<sup>3</sup> DataOhio SNAP Data Map (November 2024); Ohio Department of Medicaid MDE Dashboard (November 2024); U.S. Census Bureau American Community Survey 2023 5-Year Estimates; Ohio Labor Market Information (November 2024)